

Trading and Settlement Code

Agreed
Procedure 18:
Suspension and
Termination

April 7

2017

Version 1.0

Contents

1. Introduction	1
1.1 Background and Purpose	1
1.2 Scope of Agreed Procedure	1
1.3 Definitions	1
1.4 Compliance with Agreed Procedure	1
2. Overview	2
2.1 Deregistration.....	2
2.2 Voluntary Termination.....	2
2.3 Default and Suspension.....	2
2.3.1 Default.....	2
2.3.2 Issue of a Suspension Order	32
2.4 Issuing of a Termination Order	3
2.5 Removal of an Intermediary	3
3. Procedural Steps	4
3.1 Deregistration.....	4
3.2 Voluntary Termination.....	87
3.3 Issuing a Suspension Order	109
3.3.1 Issue of a Suspension Order in accordance with paragraph B.18.3.1 of the Code.....	109
3.3.2 Issue of a Suspension Order pursuant to paragraph B.18.3.2 of the Code.....	1443
3.4 Suspension	1746
3.5 Issue of a Termination Order.....	1948
3.6 Intermediary Removal.....	2220
Appendix 1: Definitions	2623

DOCUMENT HISTORY

Version	Date	Author	Comment
1.0	07/04/2017	I-SEM Project Team	

RELATED DOCUMENTS

Document Title	Version	Date	By
Trading and Settlement Code			
Agreed Procedure 1 "Registration"			

1. INTRODUCTION

1.1 Background and Purpose

This Agreed Procedure supplements the rules set out in the Trading and Settlement Code (hereinafter referred as the “Code”) in relation to Default, Deregistration, Suspension and Termination. It sets out procedures with which Parties to the Code must comply.

1.2 Scope of Agreed Procedure

This Agreed Procedure sets out the procedures in relation to:

- (a) Deregistration
- (b) Voluntary Termination
- (c) Suspension
- (d) Issueing of a Termination Order; and
- (e) Intermediary removal

This Agreed Procedure forms an annex to, and is governed by, the Code. It ~~is a statement of process and sets out~~ procedures to be followed subject to—Parties’ rights and obligations are set out in the Code. In the event of any conflict between a Party’s obligations set out in the Code and this Agreed Procedure, the Code shall take precedence.

It is not intended that there be any inconsistency or conflict between section 2 “Overview” and section 3 “Procedural Steps”. However, in the event of any inconsistency or conflict, section 3 “Procedural Steps” shall take precedence.

In section 3 “Procedural Steps” a corresponding process flow diagram is included for each procedural steps table. Process flow diagrams are for illustrative purposes. It is not intended that there be any inconsistency or conflict between any procedural steps table and process flow diagram however, in the event of any inconsistency or conflict, a procedural steps table shall take precedence.

1.3 Definitions

Words and expressions defined in the Code shall, unless the context otherwise requires or unless otherwise defined herein at Appendix 1 “Definitions ~~and Abbreviations~~”, have the same meanings when used in this Agreed Procedure.

References to particular sections relate internally to this Agreed Procedure unless specifically noted.

1.4 Compliance with Agreed Procedure

Compliance with this Agreed Procedure is required under the terms as set out in the Code.

2. OVERVIEW

~~It is not intended that there be any inconsistency or conflict between this section 2 "Overview" and section 3 "Procedural Steps". However, in the event of any inconsistency or conflict, section 3 "Procedural Steps" shall take precedence.~~

2.1 Deregistration

The Deregistration procedure at section 3.1 below is applicable ~~;~~

when a Participant seeks to voluntarily Deregister any Units registered to them ~~;~~ and

~~(a) when the Market Operator determines that a Participant should be Terminated.~~

A Participant may choose to Dderegister any Unit registered in its name at any time by submitting a Deregistration Form to the Market Operator. The Market Operator shall review the Deregistration Form, in conjunction with the appropriate Meter Data Provider and / or System Operators s and the Market Operator shall make a decision to approve or reject the Deregistration request in respect of the Unit(s). Once a decision has been made, the Market Operator shall notify the Participant by registered post issuing a Deregistration Consent Order.

If the provisions of the Metering Code have not been complied with, the Deregistration of Units shall be delayed until the relevant conditions are complied with, or until the Participant indicates that the Deregistration of those Units is no longer required.

All the processes under the Code applicable to the period when the Unit was registered continue. This includes market Settlement Rerun, Settlement Documents and Required Credit Cover.

Once the Deregistration request is approved for all Units registered to the Participants, the Participant is granted with the status 'Deregistered' and an effective end date.

2.2 Voluntary Termination

In accordance with section B.18.8 of the Code, a Party may apply to cease to be a Party at any time. The procedure in relation to Voluntary Termination is set out at section 3.24 below. In order to voluntarily Terminate, a Party must provide 90 Working Days' notice ~~of the Termination~~ to the Market Operator of its intention to cease being a Party and; obtain the consent of the Regulatory ~~Authorities and comply with the Deregistration procedure set out at section 3.5 below~~. The Market Operator issues a Voluntary Termination Consent Order specifying an effective date of Termination once all relevant criteria under the Code are met.

Comment [A1]: Note: This text is amended in accordance with the update to corresponding procedural step table below.

2.3 Default and Suspension

2.3.1 Default

A Party shall be in Default where it is in material breach of any provision of the Code or the Framework Agreement. A Default Notice shall be issued by the Market Operator in accordance with paragraph B.18.2.3 of the Code.

2.3.2 Issuing of a Suspension Order

The Market Operator may suspend a Party from participation under the Code in respect of some or all of its registered Units in accordance with a Suspension Order.

~~The procedure in relation to the issuing of a Suspension Order in accordance with paragraph B.18.3.1 of the Code is set out at section 3.32 below, and~~

~~The procedure in relation to the issuing of a Suspension Order in accordance with paragraph B.18.3.2 of the Code is set out at section 3.32 below.~~

Comment [A2]: Note: This section has been rephrased to clarify difference between two different suspension procedures.

A Suspension Order shall include the following information:

(a) The Units to which the Suspension Order shall apply;

(b) The terms of the suspension;

~~(c)~~ (c) Estimated date that registration of Supplier of Last Resort process will be initiated;

~~(d)~~ (d) Estimated The date and time that suspension shall take effect; and

~~(e)~~ (e) A copy of the relevant Default Notice.

Following the issue of a Suspension Order, a suspension will take effect in accordance with the procedure set out at section 3.43 below.

2.4 Issuing of a Termination Order

The procedure in relation to ~~the~~ issuing of a Termination Order is set out in section 3.54 below. The Market Operator may, with the prior approval of the Regulatory Authorities, issue a Termination Order to a Party in accordance with paragraph B.18.6.1 of the Code.

2.5 Removal of an Intermediary

The procedural steps for the removal of an Intermediary are set out at section 3.6 below.

~~Three are three circumstances in which an Intermediary may be removed for each of following circumstances:~~

- (a) an Intermediary's consent is revoked by the Regulatory Authorities, or the expiration of Form of Authority;
- (b) an Intermediary wishes to voluntarily ~~D~~eregister any or all of the Units; or
- (c) an Intermediary ceases participating in respect of any Units without first voluntarily ~~D~~eregistering the Units or the Unit Owner wishing to revoke the Intermediary.

The Market Operator will Deregister the applicable Units in all cases. In the event of an Intermediary removal the Unit Owner may either (subject to Regulatory Authority consent) ~~either~~ procure a substitute Intermediary to reregister the Units or ~~may~~ re-register the Units itself and become the Participant in respect of those Units, unless:

- (a) the Unit is decommissioned; or
- (b) the Unit is below de-minimis and the Unit Owner does not wish the Unit to be registered to a Participant in the SEM.

Note that in any event, the removed Intermediary continues to be bound by the enduring obligations of the Code in respect of the Deregistered Units. However, where the Intermediary had appointed the Market Operator to report REMIT Data on its behalf, this will cease on the date of removal.

3. PROCEDURAL STEPS

Comment [A3]: Note: This section has been rearranged to include Deregistration first mirroring the Overview section above.

3.1 Deregistration

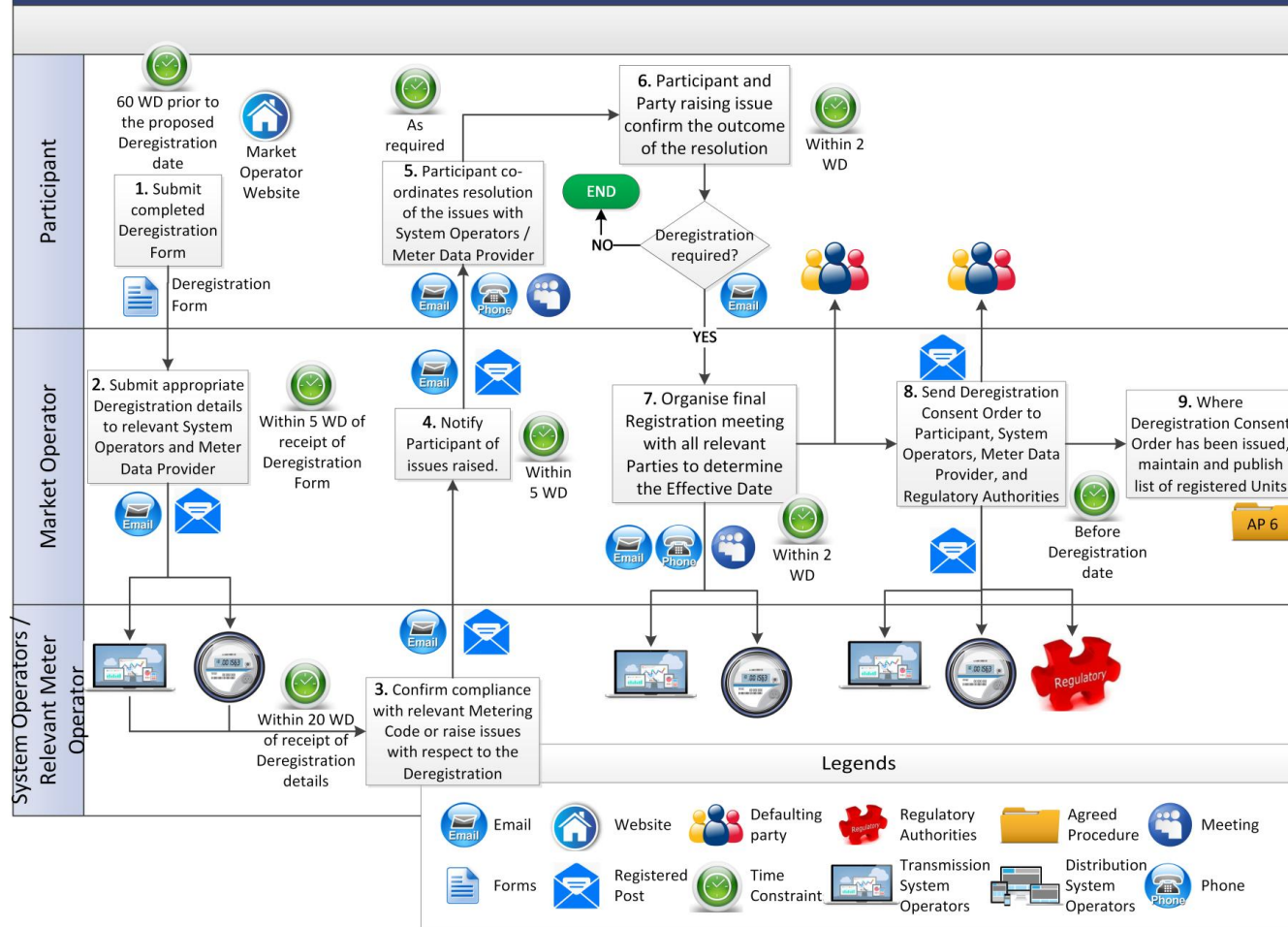
Step	Procedural Step Description	Timing	Method	By/From	To
1	Submit completed Deregistration Form (available to download from the Market Operator website)	At least 60 WD in advance of the proposed Deregistration date	Market Operator website	Participant	Market Operator, <u>Regulatory Authorities</u>
2	Submit appropriate Deregistration details to relevant System Operators and <u>Relevant Meter Operator Data Provider</u>	Within 5 WD of receipt of Deregistration Form	Email / Registered Post	Market Operator	System Operators / <u>Relevant Meter Operator Data Provider</u>
3	Confirm compliance with <u>relevant Metering Code paragraph B.12.1.2 of the Code</u> and raise <u>any</u> issues with respect to the Deregistration, if applicable.	Within 20 WDs of receipt of Deregistration details from Market Operator	Email / Registered Post	System Operators / <u>Relevant Meter Operator Data Provider</u>	Market Operator
4	Notify Participant of issues raised.	Within 5 WD	Email / Registered Post	Market Operator	Participant

Comment [A4]: Note: clarification required here as compliance with a number of items required under the Code.

Step	Procedural Step Description	Timing	Method	By/From	To
5	Participant co-ordinates resolution of the issues with System Operators / <u>Relevant Meter Operator-Data-Provider</u> .	As required	Email / telephone / meetings	Participant, Market Operator, System Operators, <u>Relevant Meter Operator-Data Provider</u>	
6	Participant and Party raising issue confirm the outcome of the resolution and: (a) if Deregistration of the Unit is no longer required, end process . (b) if all outstanding issues resolved, continue to step 7.	Within 2 WD	Email	Participant, System Operators, <u>Relevant Meter Operator-Data Provider</u>	Market Operator
7	Organise final Registration meeting with all relevant Parties to determine the Effective Date. If Deregistration is no longer required, end process .	Within 2 WD of step 6	Conference call / Meeting / Email	Market Operator	Participant, System Operators, <u>Relevant Meter Operator-Data Provider</u>
8	Send Deregistration Consent Order to Participant, and System Operators, <u>Relevant Meter Operator-Data-Provider</u> , and Regulatory Authorities.	Before Deregistration date	Registered Post	Market Operator	Participant, System Operators, <u>Relevant Meter Operator-Data Provider</u> , Regulatory Authorities

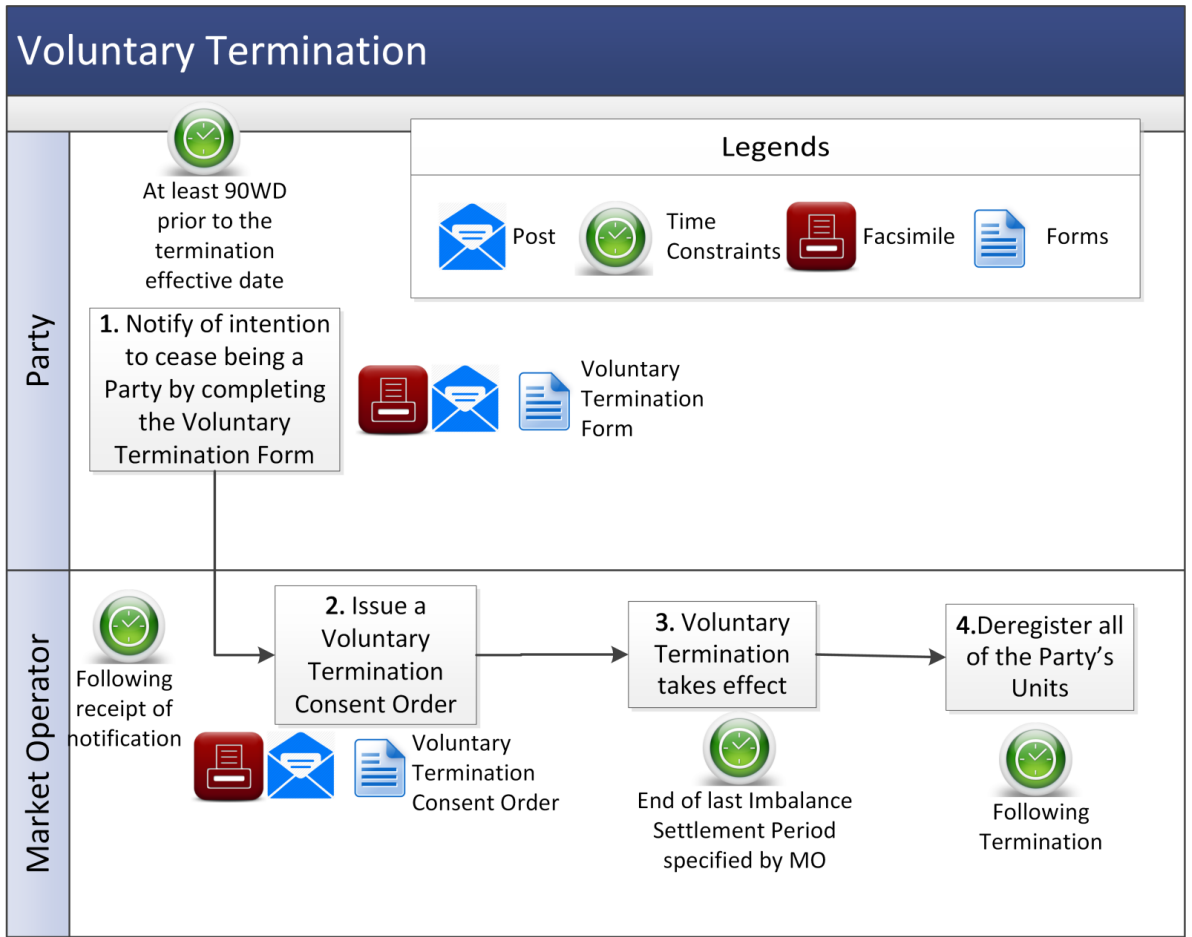
Step	Procedural Step Description	Timing	Method	By/From	To
9	Where Deregistration Consent Order has been issued, maintain and publish list of registered Units in accordance with Agreed Procedure 6 "Data Publication and Data Reporting".	Before Deregistration date		Market Operator	

Deregistration



3.2 Voluntary Termination

Step	Step Description	Timing	Method	From / By	To
1	Notify of intention to cease being a Party and time and date upon which it is intended that this Termination will take effect by completing the Voluntary Termination Form.	At least 90 WD prior to the date upon which it is intended that the termination will take effect	Registered post /e- fax <u>Facsimile</u>	Party	Market Operator (with a copy to the System Operators and the Regulatory Authorities)
2	Issue a Voluntary Termination Consent Order	Following receipt of notification set out in step 1 above and once the relevant Party has complied with conditions set out in paragraph B.18.8.3 of the Code	Registered post /e- fax <u>Facsimile</u>	Market Operator	Relevant Party
3	Commence Deregistration procedure set out at section 3.5 below as applicable.			Party	
43	Voluntary Termination takes effect (Party seeking Termination must remain in compliance with conditions set out in paragraph B.18.8.3 of the Code for Termination to take effect)	End of last Imbalance Settlement Period of the Trading Day specified by Market Operator in the Voluntary Termination Consent Order	:	Market Operator	:
4	The Market Operator Deregisters all of the Party's Units.	Following Termination	:	Market Operator	:



3.3 Issuing a Suspension Order

3.3.1 Issuing of a Suspension Order in accordance with paragraph B.18.3.1 of the Code

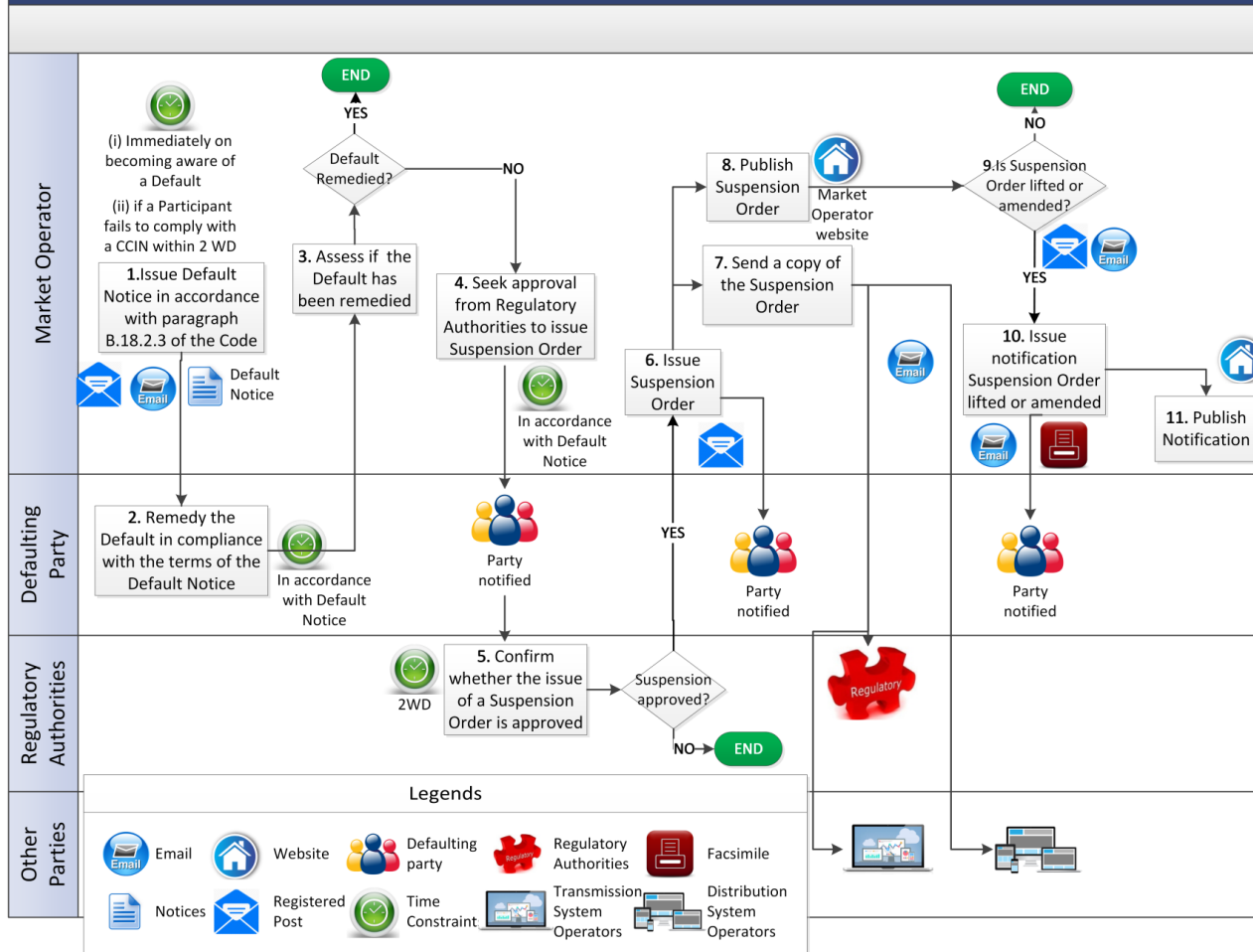
Step	Step Description	Timing	Method	From / By	To
1	<u>In the circumstances set out in paragraph B.18.3.1, issue Default Notice in accordance with paragraph B.18.2.3 of the Code</u>	(i) Immediately on becoming aware of a Non-Financial Default in relation to a Party; or (ii) if a Participant fails to comply with a Credit Cover Increase Notice, within 2 WDs of its issue <u>(or as agreed by the Regulatory Authorities in accordance with paragraph G.12.1.5 of the Code)</u>	Registered post <u>and a copy by email</u>	Market Operator	Defaulting Party
2	Remedy the D efault in compliance with the terms of the Default Notice	Immediately on receipt of <u>In accordance with the timelines set out in the Default Notice</u>	:	Defaulting Party	Market Operator
3	Assess whether the D efault has been remedied by the Defaulting Party Participant . If the Default has been remedied, end process . If the Default has not been remedied, continue to step 4	Within the timelines as set out in the Default Notice	:	Market Operator	:
4	<u>The Market Operator may S</u> seek approval from Regulatory Authorities to issue Suspension Order <u>in accordance with</u>	As required	:	Market Operator	Regulatory Authorities <u>with a copy to the</u>

Comment [A5]: Note: this step reworded to include relevant Code references

Step	Step Description	Timing	Method	From / By	To
	paragraph B.18.3.1 of the Code-				<u>Defaulting Party</u>
5	Confirm whether the issue of a Suspension Order is approved. If issue of a Suspension Order is not approved, end process , otherwise continue to step 6-	Within 2 WD of step 4	-	Regulatory Authorities	Market Operator
6	Issue Suspension Order-	On receipt of approval in step 4	<u>Registered post</u>	Market Operator	Defaulting Party
7	Send a copy of the Suspension Order	With step 6	Registered post /e-fax <u>Facsimile</u> <u>/ Email</u>	Market Operator	Regulatory Authorities, System Operators, relevant Distribution System Operators
8	Publish Suspension Order	With step 6	Market Operator website	Market Operator	Market Operator website
9	If the Defaulting Party has remedied Default(s) in accordance with the Code <u>In the circumstances set out at paragraph B.18.4.7 of the Code</u> , lift the Suspension Order <u>by written notice to the Defaulting Party. If the Suspension Order is amended or lifted continue to step 10, otherwise end process</u>	<u>In the circumstances set out at paragraph B.18.4.7 of the Code</u> <u>As required</u>	Registered post and email <u>/e-fax</u>	Market Operator	Defaulting Party
10	<u>Issue notification that the Suspension Order has been lifted or amended</u>	<u>As soon as practicable after Suspension Order is lifted</u>	<u>Email / Facsimile</u>	<u>Market Operator</u>	<u>Defaulting Party, Regulatory Authorities, System Operators, relevant Distribution System Operators</u>

Step	Step Description	Timing	Method	From / By	To
11	<u>Publish notification that the Suspension Order has been lifted or amended</u>	<u>As soon as practicable after Suspension Order is lifted</u>	<u>Market Operator website</u>	<u>Market Operator</u>	<u>Market Operator website</u>

Issuing a Suspension Order - Issuing a Suspension Order in accordance with paragraph B.18.3.1 of the code

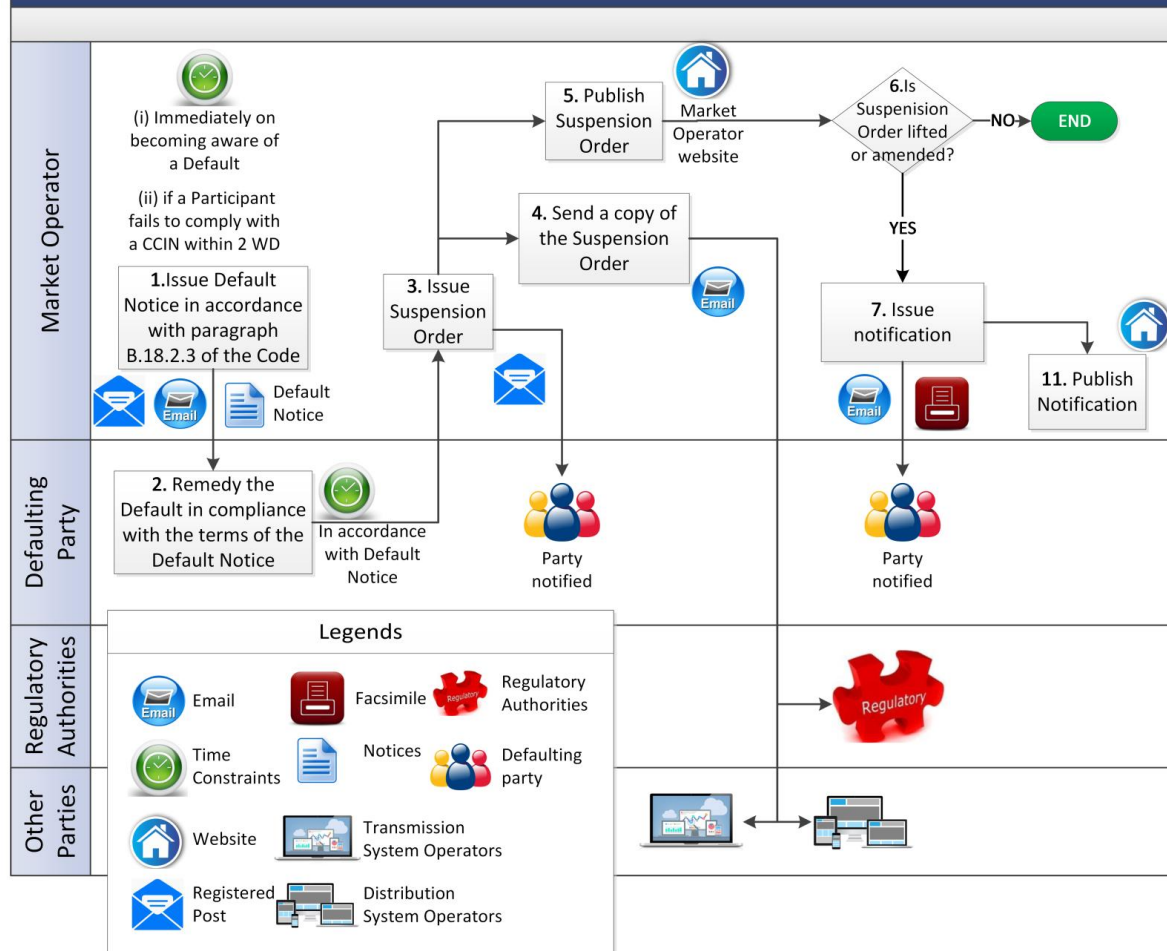


3.3.2 *Issu~~e~~ing of a Suspension Order pursuant to paragraph B.18.3.2 of the Code*

Step	Step Description	Timing	Method	From / By	To
1	In the circumstances set out in paragraph B.18.3.2 of the Code, issue a Default Notice in accordance with paragraph B.18.2.3 of the Code.	(i) Immediately on becoming aware of a Default in relation to a Party; or (ii) if a Participant fails to comply with a Credit Cover Increase Notice, within 2 WDe of its issue (or as agreed by the Regulatory Authorities in accordance with paragraph G.12.1.5 of the Code)	Registered post and a copy by email	Market Operator	Defaulting Party
2	Remedy the Default in compliance with the terms of the Default Notice or Credit Cover Increase Notice.	Immediately on receipt of In accordance with the timeline set out in the Default Notice		Defaulting Party	Market Operator
3	Issue Suspension Order.	At the same time or any time following the issue of the relevant Default Notice	Registered post	Market Operator	Defaulting Party
4	Send a copy of the Suspension Order.	Together with step 3	Email	Market Operator	Regulatory Authorities, System Operators, relevant Distribution System Operators

Step	Step Description	Timing	Method	From / By	To
5	Publish Suspension Order.	Together with step 6	Market Operator website	Market Operator	Market Operator website
6	<u>In the circumstances set out at paragraph B.18.4.7 of the Code</u> If the Defaulting Party has remedied Default(s) in accordance with the Code , lift the Suspension Order <u>by written notice to the Defaulting Party</u> . If the Suspension Order is amended or lifted continue to step 7, otherwise end process .	As required	Registered post and/ E-fax <u>Email</u>	Market Operator	Defaulting Party
<u>7</u>	<u>Issue notification that the Suspension Order has been lifted or amended.</u>	<u>As soon as practicable after Suspension Order is lifted or amended</u>	<u>Email / Facsimile</u>	<u>Market Operator</u>	<u>Defaulting Party, Regulatory Authorities, System Operators, relevant Distribution System Operators</u>
<u>8</u>	<u>Publish notification that the Suspension Order has been lifted or amended.</u>	<u>As soon as practicable after Suspension Order is lifted or amended</u>	<u>Market Operator website</u>	<u>Market Operator</u>	<u>Market Operator website</u>

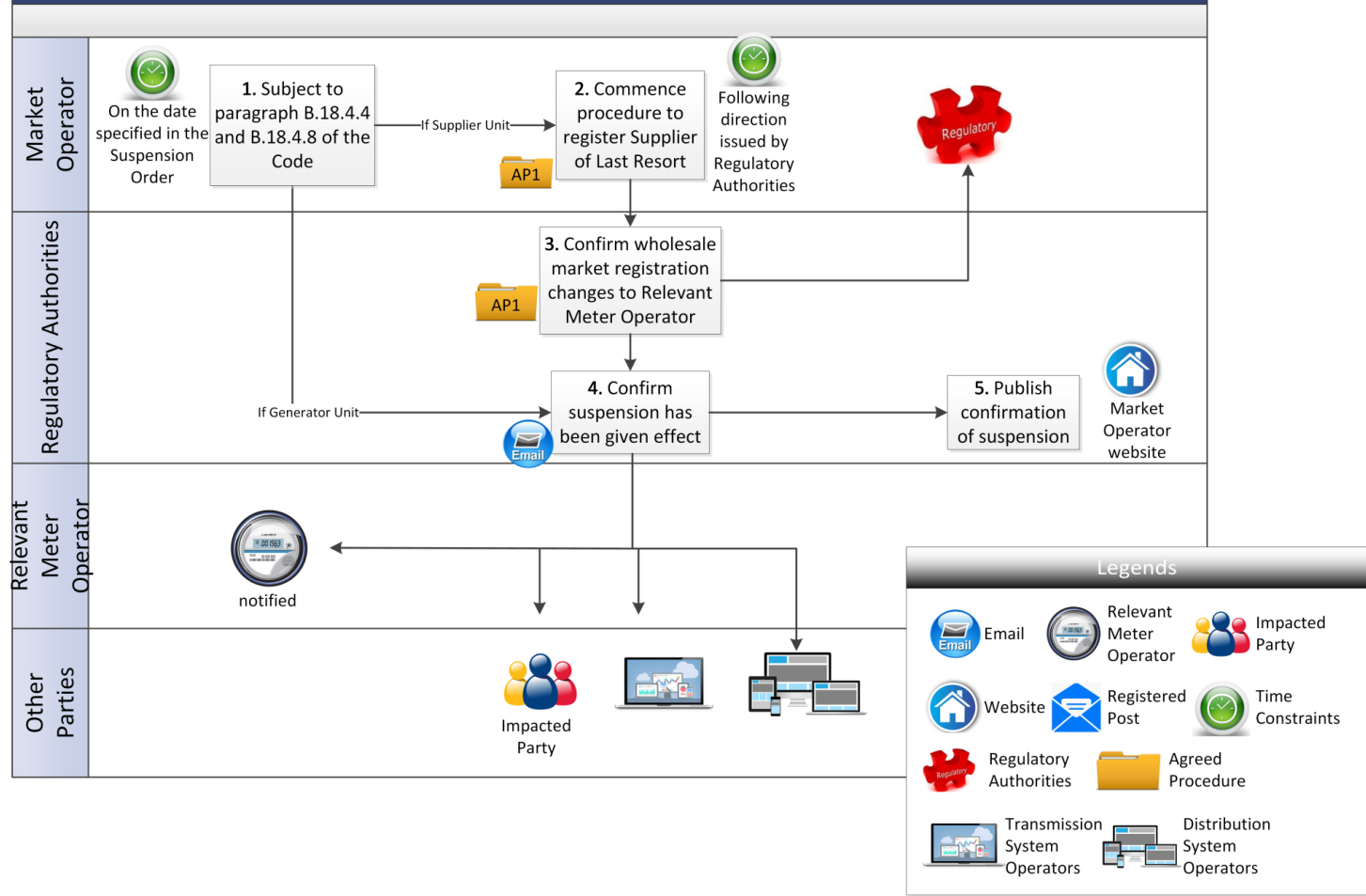
Issue of a Suspension Order - Issuing a Suspension Order pursuant to paragraph B.18.3.2 of the Code



3.4 Suspension

Step	Step Description	Timing	Method	From / By	To
<u>1</u>	Subject to paragraph B.18.4.4 and paragraph B.18.4.8 of the Code, (a) if a Supplier Unit go to step 2; or (b) if a Generator Unit go to step 4.	On the date specified in the Suspension Order		Market Operator	
<u>2</u>	Once a Supplier of Last Resort direction has been issued by the relevant Regulatory Authorities, Commence procedure to register activate Supplier of Last Resort as set out in Agreed Procedure 1 "Registration".	Following direction of the Regulatory Authorities		Regulatory Authorities	
<u>3</u>	Confirm wholesale market registration changes to Relevant Meter Operator Data Providers as set out in Agreed Procedure 1 "Registration".			Market Operator	Relevant Meter Operator Data Providers
<u>4</u>	Confirm suspension has been given effect.	With step 2		Market Operator	Impacted Party, Regulatory Authorities, System Operators, relevant Distribution System Operators, Meter Data Providers
<u>5</u>	Publish confirmation of suspension.	With step 3		Market Operator	Market Operator website

Suspension

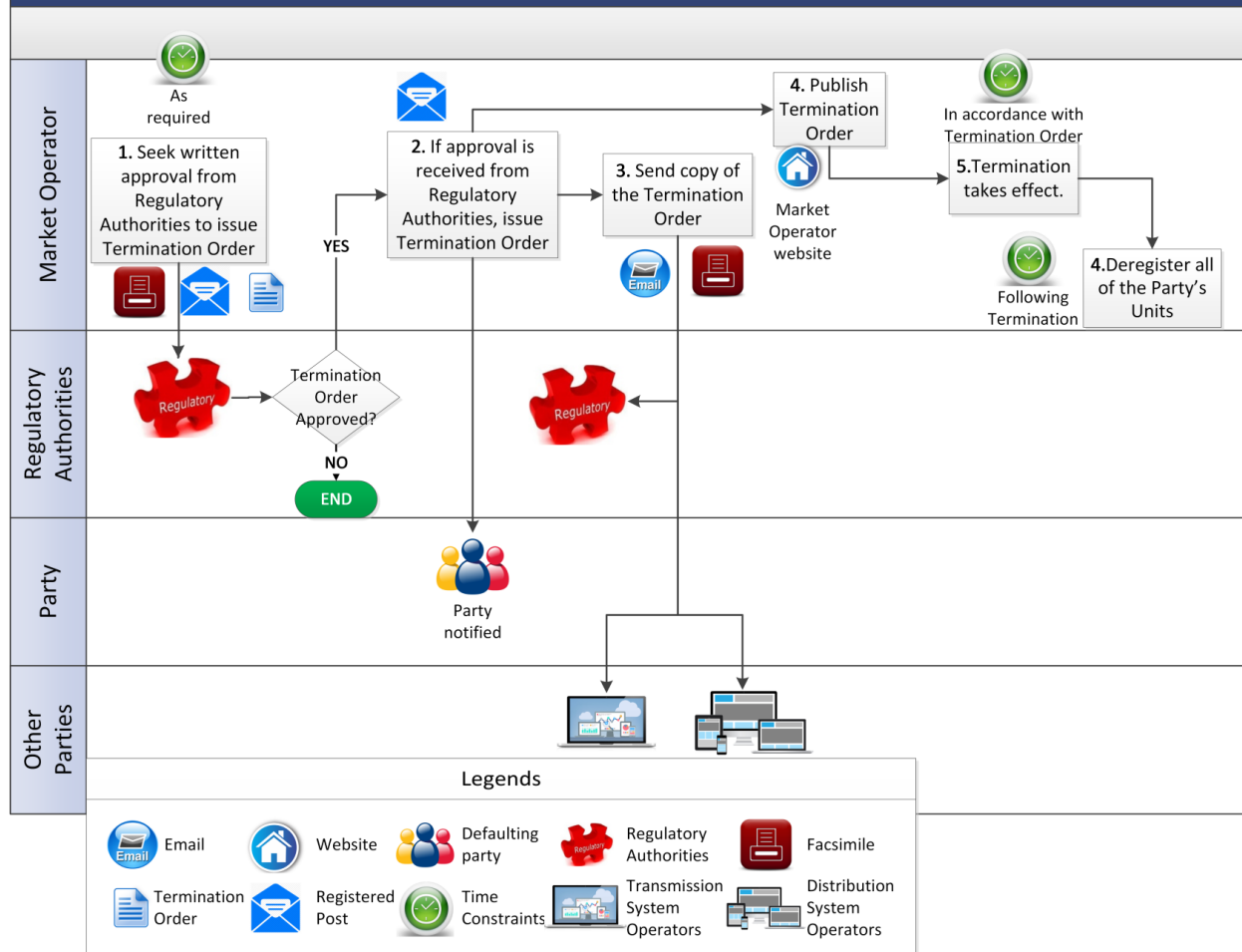


3.5 Issuing of a Termination Order

Step	Step Description	Timing	Method	From / By	To
1	Seek written approval from Regulatory Authorities to issue Termination Order in accordance with paragraph B.18.6.1 of the Code.	As required	Registered post / e-fax <u>Facsimile</u>	Market Operator	Regulatory Authorities
2	If approval is received from Regulatory Authorities, issue Termination Order.	On completion of step 1	Registered post	Market Operator	Party
3	Send copy of the Termination Order.	With step 2	Registered post / e-fax <u>Facsimile / Email</u>	Market Operator	Regulatory Authorities, System Operators, relevant Distribution System Operators
4	Publish Termination Order.	With step 2	Market Operator website	Market Operator	Market Operator website
5	Commence Deregistration procedure set out at section 3.5 below as applicable.			Party	
6 <u>5</u>	Termination takes effect. (Party being Terminated must remain in compliance with conditions set out in paragraph B.18.8.3 of the Code for Termination to take effect)	In accordance with the timelines specified in the Termination Order End of last Imbalance Settlement Period of the Trading Day specified by Market Operator in the Voluntary Termination		Market Operator	Party

Step	Step Description	Timing	Method	From / By	To
			<u>Consent Order</u>		
<u>6</u>	<u>The Market Operator Deregisters all of the Party's Units.</u>	<u>Following Termination</u>	<u>-</u>	<u>Market Operator</u>	<u>-</u>

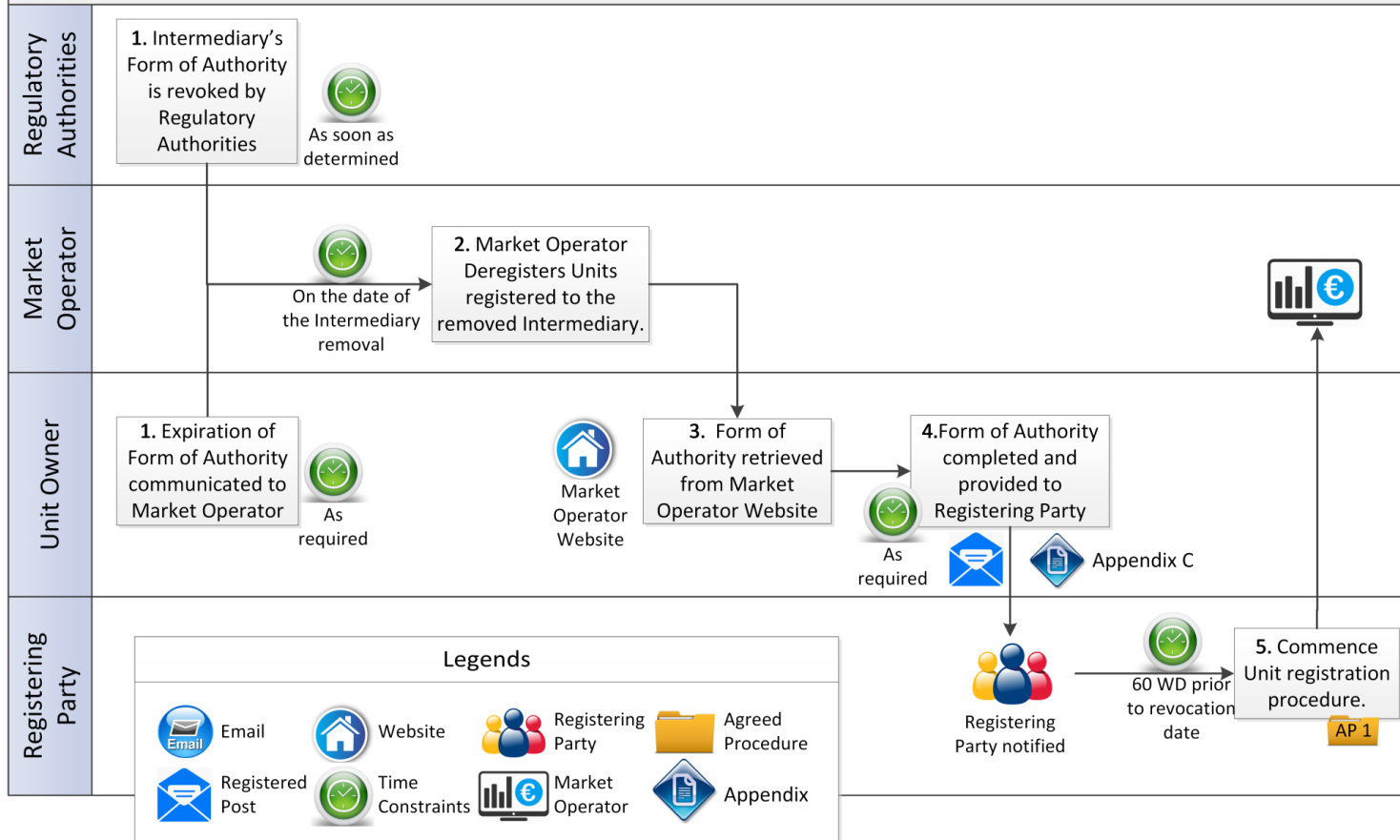
Issue of a Termination Order



3.6 Intermediary Removal

Step	Procedural Step Description	Timing	Method	By/From	To
1a	Intermediary's Form of Authority is revoked by Regulatory Authorities, or expiration of Form of Authority communicated to Market Operator.	As required, as soon as determined	-	Regulatory Authorities / Unit Owner	Market Operator
1b	Market Operator Deregisters Units registered to the removed Intermediary.	On the date of the Intermediary removal	-	Market Operator	-
2a	Form of Authority retrieved from Market Operator w Website (Appendix C "Form of Authority" of Code).	As required	-	Unit Owner	-
2b	Form of Authority completed and provided to Registering Party.	As required	Registered Post	Unit Owner	Registering Party (to become the Intermediary)
3	Commence Unit registration procedure set out in Agreed Procedure 1 "Registration".	60 WD prior to revocation date of Form of Authority of old Intermediary, or prior to notification from Unit Owner of proposed effective date of removal of Intermediary	-	Registering Party	Market Operator

Intermediary Removal



Note: All swimlanes in this section 4 are to be finalised in accordance with updates to Agreed Procedure 18 "Suspension and Termination"

APPENDIX 1: DEFINITIONS

Definitions

Deregistration Form	means the form available on the Market Operator website for the purposes of Deregistration.
Voluntary Termination Form	means the form available on the Market Operator website for the purposes of Voluntary Termination

ABBREVIATIONS

WD	Working Day(s)
-----------	-----------------------