

Trading and Settlement Code

Agreed
Procedure 4
Transaction
Submission and
Validation


April 7

2017

Contents

| | |
|--|-----------|
| 1. Introduction..... | 1 |
| 1.1 Background and Purpose | 1 |
| 1.2 Scope of Agreed Procedure | 1 |
| 1.3 Definitions | 2 |
| 1.4 Compliance with Agreed Procedure | 2 |
| 2. Overview..... | 3 |
| 2.1 Communication Channels..... | 3 |
| 2.2 Timing and Sequencing of Data Transaction Submissions | 3 |
| 2.3 Submission of Participant Data Transactions | 3 |
| 2.3.1 Key Participant Activities..... | 3 |
| 2.3.2 Data Transaction Classes and Elements..... | 4 |
| 2.3.3 Data Transaction Identifiers | 5 |
| 2.3.4 Data Transaction Validation..... | 5 |
| 2.3.5 Data Transaction Submission Timelines | 6 |
| 2.4 Approval of Data Transactions | 7 |
| 2.5 Data Submission: Market Operator Response Messages..... | 10 |
| 2.6 Default Data | 10 |
| 2.6.1 Introduction..... | 10 |
| 2.6.2 Registration Default Data | 11 |
| 2.6.3 Initial Submissions of Registration Default Data | 11 |
| 2.6.4 Submissions of Updates to Registration Default Data | 11 |
| 2.7 Standing Offer Data | 11 |
| 2.7.1 Introduction..... | 11 |
| 2.7.2 Submission of Standing Offer Data, Commercial and Technical Offer Data | 12 |
| 2.8 Starting Gate Data | 13 |
| 2.9 Validation of Technical Offer Data..... | 13 |
| 2.9.1 Submission of Validation Data Sets..... | 13 |
| 2.9.2 Choice of Validation Data Sets for a Trading Day..... | 13 |
| 2.9.3 Change of Validation Data Set..... | 14 |
| 2.10 Procedure for Data Submission, Query and Report Request..... | 16 |
| 2.11 Procedure for Authorisation to Change Banking Details..... | 17 |
| 3. Procedural Steps..... | 19 |
| 3.1 Cancellation of a Unit Under Test for Gate Closure 1 run in D-1..... | 19 |
| APPENDIX 1: Definitions and Abbreviations | 23 |

APPENDIX 2: Business Data Contained in Each Element..... 26



DOCUMENT HISTORY

| Version | Date | Author | Comment |
|---------|------------|--------------------|---------|
| Draft | 07/04/2017 | I-SEM Project Team | |

RELATED DOCUMENTS

| Document Title | Version | Date | By |
|---|---------|------|----|
| Trading and Settlement Code | | | |
| Agreed Procedure 1 "Registration" | | | |
| Agreed Procedure 3 "Communication Channel Qualification." | | | |
| Agreed Procedure 5 "Data Storage and IT Security" | | | |
| Agreed Procedure 7 "Emergency Communications" | | | |
| Agreed Procedure 11 "Market System Operation, Testing, Upgrading and Support" | | | |

1. INTRODUCTION

1.1 Background and Purpose

This Agreed Procedure supplements the rules set out in the Trading and Settlement Code (hereinafter referred as the “Code”) in relation to submission and validation of Data Transactions. It sets out procedures with which Parties to the Code must comply.

1.2 Scope of Agreed Procedure

This Agreed Procedure sets out the process by which Data Transactions are submitted by Participants (excluding System Operators and Interconnector Administrators) and the process for the issue of Data Transactions by the Market Operator.

~~This Agreed Procedure provides details in relation to the following: e following topics are addressed:~~

- (a) Communication Channels supporting the submission of Data Transactions;
- (b) Timing and sequencing of Data Transactions;
- (c) Rules and processes supporting the submission of Data Transactions;
- (d) Approval of Data Transactions;
- (e) Data submission and Market Operator response messages;
- (f) Default Data rules; and,
- (g) Process for Authorisation of Data Transactions containing a change to banking details.

The following ~~topics~~ are out ~~ofside~~ the scope of this Agreed Procedure:

- (a) Authentication ~~and~~ non-repudiation of any data surrounding the communication of any Data Transaction over a Type 2 Channel or Type 3 Channel (refer to Agreed Procedure 5 “Data Storage and IT Security” for further information);
- (b) Interconnector Administrator Data Transactions;
- (c) System Operator Data Transactions; and,
- (d) Type 1 Channel ~~communications~~.

The ~~messages~~ Data Transactions within the scope of this Agreed Procedure are those ~~Data Transactions~~ submitted by the Participants (excluding Interconnector Administrators and System Operators) to the Market Operator and the messages that the Market Operator submits in response.

This Agreed Procedure forms an annex to, and is governed by, the Code. It ~~is a statement of process and sets out~~ procedures ~~to be followed subject to~~ ~~Parties’~~ the rights and obligations ~~are of Parties set out in~~ under the Code. In the event of any conflict between a Party’s obligations set out in the Code and this Agreed Procedure, the Code shall take precedence.

It is not intended that there be any inconsistency or conflict between section 2 “Overview” and section 3 “Procedural Steps”. However, in the event of any inconsistency or conflict, section 3 “Procedural Steps” shall take precedence.

In section 3 “Procedural Steps” a corresponding process flow diagram is included for each procedural steps table. Process flow diagrams are for illustrative purposes. It is not intended that there be any inconsistency or conflict between any procedural steps table and

process flow diagram however, in the event of any inconsistency or conflict, a procedural steps table shall take precedence.

1.3 Definitions

Words and expressions defined in the Code shall, unless the context otherwise requires or unless otherwise defined herein at Appendix 1 "Definitions and Abbreviations", have the same meanings when used in this Agreed Procedure.

References to particular sections relate internally to this Agreed Procedure unless specifically noted.

1.4 Compliance with Agreed Procedure

Compliance with this Agreed Procedure is required under the terms set out in the Code.

2. OVERVIEW

~~It is not intended that there be any inconsistency or conflict between this section 2 "Overview" and section 3 "Procedural Steps". However, in the event of any inconsistency or conflict, section 3 "Procedural Steps" shall take precedence.~~

2.1 Communication Channels

The Market Operator shall allow communication with Participants via three defined Communication Channel Types: Type 1 Channel, Type 2 Channel and Type 3 Channel as set out in paragraph C.2.1.1 of the Code.

2.2 Timing and Sequencing of Data Transaction Submissions

Data Transactions received by the Market Operator's Isolated Market System are generally processed on a first come first served basis. However, to facilitate throughput of Data Transactions, various levels of parallelism and pooling are implemented, which could result in certain scenarios in which this sequencing cannot be guaranteed. Such instances include (without limitation):

- (a) The Isolated Market System operates across multiple Market Operator sites, each with a separate Balancing Market sSystem. As each Balancing Market System operates independently, sequencing of Data Transactions submitted concurrently will depend on the processing of each Data Transaction by the respective Balancing Market System.
- (b) As Data Transactions covering the same data may be submitted via multiple Communication Channels at the same time, sequencing will depend on the processing of such Data Transactions by the Market Operator's Isolated Market System.

As a result of these scenarios where sequencing cannot be guaranteed, any specific Participant requirement around sequencing will need to be enforced by appropriate business and/or system processes implemented by the Participant. For example, a Market-Participant wishing to use only the Type 3 Channel for a single User and login identifier could configure their systems such that each Data Transaction is submitted in sequence, with a Market Operator response required prior to submitting a subsequent Data Transaction.

2.3 Submission of Participant Data Transactions

2.3.1 Key Participant Activities

Each Participant may perform any of the following activities:

- (a) Data Transaction submission;
- (b) qQuery of System Data.

2.3.2 Data Transaction Classes and Elements

Table 1 below specifies each class of Data Transaction covered ~~under~~ in this Agreed Procedure and each constituent Element (with the components of each Element being detailed in Appendix 2 "Business Data Contained in Each Element"). Where a Participant submits Data Transactions via ~~the~~ Type 3 Channel, one or many Elements and / or one or many occurrences of these Elements may be included in the same Data Transaction, as per the sequence ~~defined~~ set out in Table 1. No Data Transaction may contain Elements from different Data Transaction classes. Additional restrictions are as follows:

- (a) ~~o~~ Only one Settlement Reallocation Data Element may be included within any individual Data Transaction; and,
- (b) ~~i~~ In the case of Data Report Data Transactions, a Participant shall be able to request a specific Data Report or request a list of all available Data Reports (a directory listing).

Table 1: Class and Element Mapping with Participant Activities

| Class | Element | Relevant for Data Submission? | Relevant for query of System Data? | Relevant for Report Query? |
|-------------|---|-------------------------------|------------------------------------|----------------------------|
| MPR | Participant | Yes | Yes | |
| MPR | Participant Validity | Yes | Yes | |
| MPR | Participant: Balancing Market Data | Yes | Yes | |
| MPR | Participant: Capacity Market Data | Yes | Yes | |
| MPR | User | Yes | Yes | |
| MPR | User: System Access Data | Yes | Yes | |
| MPR | User: Key Contacts | Yes | Yes | |
| MPR | User: Authorisation | Yes | Yes | |
| MPR | User: Notifications | Yes | Yes | |
| MPR | Bank Data | Yes | Yes | |
| MPR | Trading Site | Yes | Yes | |
| MPR | Resource | Yes | Yes | |
| MPR | Resource Validity | Yes | Yes | |
| MPR | Resource: Balancing Market Data | Yes | Yes | |
| MPR | Resource: Capacity Market Data | Yes | Yes | |
| <u>B</u> MI | Generator Offer Data | Yes | Yes | |
| <u>B</u> MI | Generator Validation Technical Offer Data | Yes | Yes | |

| Class | Element | Relevant for Data Submission? | Relevant for query of System Data? | Relevant for Report Query? |
|-------|--|-------------------------------|------------------------------------|----------------------------|
| BMI | Demand Offer Data | Yes | Yes | |
| BMI | Demand Validation Technical Offer Data | Yes | Yes | |
| BMI | Validation Technical Offer Data Set Choice | Yes | Yes | |
| BMI | Physical Notification Data | Yes | Yes | |
| BMI | Settlement Reallocation Agreement Data | Yes | Yes | |
| BMI | BMI Reports (trading and settlement) | | | Yes |

* Where submitted within a single message

Further information ~~in relation to~~ the data that makes up each of these Elements can be found in Appendix 2 of this Agreed Procedure.

2.3.3 Data Transaction Identifiers

Data Transaction identifiers may be submitted by Participants as part of messages that contain Data Transactions, in accordance with the following:

- Data submission:** When submitting Data Transactions containing Elements which belong to the "BMI" Class (with the exception of BMI Data Report requests), a Participant may include an External ID which, if received by the Market Operator's Isolated Market System shall be included within the Market Operator's response message.
- Query of System Data:** When ~~making-submitting~~ a query of System Data, a Participant may not include an External ID as part of the associated message. Where an External ID has been stored as the result of an Accepted Data Transaction, the Market Operator shall include such External ID in the response message to a related query.

2.3.4 Data Transaction Validation

Upon submission of a Data Transaction by a Sending Party, the Central Market System shall perform high-level validations to ensure that:

- ~~t~~The submitted message containing the Data Transaction is correctly formatted;
- ~~t~~The Sending Party is authorised to submit the Data Transaction (including ~~d~~Digital ~~s~~Signature);
- ~~t~~The Data Transaction is submitted within the required timeframes (as summarised in section ~~2.3.5-2-3-5~~); and
- ~~A~~all required data are present.

Further details on the rules governing the format, content and validation of Data Transactions and response messages are available in the ~~Interface~~ Technical Specification.

2.3.5 ~~Data Transactions: Submission Timescales~~ Timelines

The ~~timescales~~ within which Data Transactions can be submitted differ by Data Transaction, where the start and end times are as ~~defined-set out~~ in ~~Table 2~~ Table 2 “Data Transaction Submission Timelines” and ~~Table 3~~ Table 3 “Data Transaction Submission Windows” below.

Formatted: Font: (Default) Arial, Not Bold, English (Ireland)

Table 2: Data Transaction Submission Windows Timelines

| Submission Window | Start Time | End Time |
|---|--|--|
| Prior to Gate Closure 1 | Gate Opening, 12:00 19 days prior to the Trading Day. | 13:30 on the day prior to the Trading Day |
| Prior to Gate Closure 2 | Gate Opening, 12:00 19 days prior to the Trading Day | One hour before the start of the Imbalance Settlement Period |
| System Data retrieval window | Once Accepted | No end time, although subject to data availability |
| Settlement Reallocation <u>Agreement</u> window | <u>Gate Opening, 12:00 19 days prior to the Trading Day-60 days prior to the day on which the first document to be covered by the relevant Settlement Reallocation Agreement is scheduled to issue</u> | <u>10:00 on the day prior to the Invoice Day20 WD prior to the day on which the first document to be covered by the relevant Settlement Reallocation Agreement is scheduled to issue</u> |
| Standing Data window | At any time, following Effective Date of Generator Unit | At any time, following Effective Date of Generator Unit |

~~Table 3 describes the submission timelines applicable to various Data Transactions.~~

Table 3: Data Transaction Submission Windows Timescales

| Data Transaction | Permitted Submission Window(s) |
|------------------|--------------------------------|
|------------------|--------------------------------|

| Data Transaction | Permitted Submission Window(s) |
|---|--|
| Commercial Offer Data – Default Data | From Gate Opening to Gate Closure 1 |
| Commercial Offer Data – Normal Submission | |
| Technical Offer Data – Default Data | |
| Technical Offer Data – Normal Submission of non-Validation Technical Offer Data elements | |
| Commercial Offer Data – Forecast Availability, Minimum Stable Generation and Minimum Output | |
| Registration Data / Validation Registration Data | |
| Technical Offer Data – Validation Technical Offer Data Set Selection | |
| Physical Notification Data | |
| Commercial Offer Data – Normal Submission | From Gate Opening to Gate Closure 2 |
| Commercial Offer Data – Forecast Availability, Minimum Stable Generation and Minimum Output | |
| Physical Notification Data | |
| Settlement Reallocation Agreement | Settlement Reallocation Agreement window |
| Query of System Data | System Data retrieval window |
| Commercial Offer Data – Standing Data | Standing Data window |
| Technical Offer Data – Standing Data | |

2.4 Approval of Data Transactions

This section describes the timelines associated with the approval of different Data Transactions and their Elements. Various Data Transactions contain Elements which require more time than others for Market Operator approval (including System Operator approval as appropriate).

Table 4: Data Transaction Approval Requirements

| Class | Element | Approval Requirements |
|-------|---------|-----------------------|
|-------|---------|-----------------------|

| Class | Element | Approval Requirements |
|-------|--|---|
| BMI | Generator Offer Data | <p>XXX</p> <p>The first Imbalance Settlement Period in a submission for Forecast Availability Profile, Forecast Minimum Stable Generation Profile, or Forecast Minimum Output Profile, must be at the start of the earliest Open Imbalance Settlement Period in the relevant Trading Day.</p> <p>The final Imbalance Settlement Period in a submission for Forecast Availability Profile, Forecast Minimum Stable Generation Profile, or Forecast Minimum Output Profile, must be at the later of the final Imbalance Settlement Period in the relevant Trading Day, or the final Imbalance Settlement Period in the latest Trading Day for which the gate for the submission of offers to the Day-ahead Market has closed.</p> |
| BMI | Generator Validation Technical Offer Data | <p>SO approval time up to 10 Working Days from the date of submission.</p> <p>MO approval time up to one Working Day following notification of SO response.</p> |
| BMI | Demand Offer Data | <p>XXX</p> <p>The first Imbalance Settlement Period in a submission for Forecast Availability Profile, Forecast Minimum Stable Generation Profile, or Forecast Minimum Output Profile, must be at the start of the earliest Open Imbalance Settlement Period in the relevant Trading Day.</p> <p>The final Imbalance Settlement Period in a submission for Forecast Availability Profile, Forecast Minimum Stable Generation Profile, or Forecast Minimum Output Profile, must be at the later of the final Imbalance Settlement Period in the relevant Trading Day, or the final Imbalance Settlement Period in the latest Trading Day for which the gate for the submission of offers to the Day-ahead Market has closed.</p> |
| BMI | Demand Validation Technical Offer Data | <p>SO approval time up to 10 Working Days from the date of submission.</p> <p>MO approval time up to one Working Day following notification of SO response.</p> |
| BMI | Validation Technical Offer Data Set Choice | <p>A Validation Data Set may be selected up to 10 minutes prior to Gate Closure 1 for the relevant Trading Day.</p> |

| Class | Element | Approval Requirements |
|-------|--|---|
| BMI | Physical Notification Data | <p>XXX</p> <p>Each From MW Level and To MW Level in a PND submission cannot be less than the Registered Minimum Generation-Output for the Unit, and cannot be greater than the Maximum Generation for the Unit.</p> <p>Each From MW Level and Time in a PND submission must have the same values as the immediately previous To MW Level and Time, with the exception of the first From MW Level and Time for the submission.</p> <p>The first From Time in a PND submission must be at the start of the earliest Open Imbalance Settlement Period in the relevant Trading Day.</p> <p>The final To Time in a PND submission must be at the later of the end of the final Imbalance Settlement Period in the relevant Trading Day, or the end of the final Imbalance Settlement Period in the latest Trading Day for which the gate for the submission of offers to the Day-ahead Market has closed.</p> |
| BMI | Settlement Reallocation Agreement Data | As set out in Agreed Procedure 10 'Settlement Reallocation' |
| BMI | BMI Reports (trading and settlement) | XXX |

2.5 Data Submission: Market Operator Response Messages

For all Type 3 Channels ~~s communications~~ and for all Type 2 Channels ~~s communications~~ that involve uploading an xml file to the Market Operator, the Sending Party shall receive a response message from the Market Operator's Isolated Market System as detailed in Table 5 below.

For Type 2 Channel submissions using Web Forms, the responses ~~will~~ shall be displayed on the screen.

Table 5: Data Transaction Market Operator Response Messages

| Class | Request | Response if Valid | Response if Invalid |
|---|--------------|--|--|
| B MI (not B MI Reports) | Submit | Original Data , Processing Statistics and Messages | Original Data , Processing Statistics and Messages |
| B MI (not B MI Reports) | Query | Original Data , Processing Statistics and Messages | Original Data , Processing Statistics and Messages |
| MPR | Submit | Original Data , Processing Statistics and Messages | Original Data , Processing Statistics and Messages |
| MPR | Query | Original Data and Messages | Original Data and Messages |
| B MI Report | List Reports | Original Data and Messages | Original Data and Messages |
| B MI Report | Report | Report | Original Data and Messages |

Each response message shall include the Confirmation Notice for the Data Transaction and the Validation Notice ~~or~~ Rejection Notice for each ~~E~~lement within the Data Transaction. Such response message shall be automatically ~~submitted~~ issued by the Market Operator when a Data Transaction is received. If an expected response message is not received within an acceptable timeframe, the affected Participant shall check its internet connection and systems and contact the Help ~~d~~esk. In the event that ~~such check~~ this does not resolve the issue, Agreed Procedure 7, "Emergency Communications" provides details in relation to system and communication failures of emergency communications and the associated notification processes.

2.6 Default Data ~~Rules~~

Note: Section to be updated to include Physical Notifications

Comment [A1]: Note: In relation to the text box that was included here it is confirmed that Physical Notifications shall not apply to Default Data. Further details in relation to Default Data shall be available in the Technical Specification.

2.6.1 Introduction

Default rules for TOD and COD apply for Generator Units, unless otherwise specified in the Code, in order to ensure that valid TOD or COD will be available at the relevant Gate Closure. Default Data comprises various data items of Commercial Offer Data, Technical Offer Data and Registration Data.

2.6.2 Registration Default Data

Registration Default Data refers to business data, in the Resource Element and Resource sub elements (as detailed in [Appendix 2 "Business Data Contained in Each ElementBusiness Data Contained in Each Element"](#)). It is not anticipated that Registration Default TOD will change on a regular basis and is considered similar to static data.

Formatted: Font: (Default) Arial

2.6.3 Initial Submissions of Registration Default Data at Unit Registration

Registration Default Data must be submitted during Unit Registration. Once approved by the Market Operator, this Registration Default Data will apply from the first Trading Day of participation in respect of the Unit and will be effective indefinitely, until updates are submitted and approved.

In respect of Technical Offer Data, the following will be submitted as part of Unit Registration:

- a) a set choice via the Validation Data Sets portion of the Balancing Market Interface (Validation Technical Offer Data).
- b) Registration TOD via the Standing Offer Data channel.

2.6.4 Submissions of Updates to Registration Default Data

Registration Default Data can be updated by a Participant at any time, by submitting new Registration Default Data. Once approved, the Registration Default Data will be applicable from an 'Effective From' date as specified in the Data Transaction.

All COD, including Default Data, will be submitted via the Standing Offer Data and Offer Data channels. There will be two subsets of TOD submitted, a set choice via the Validation Data Sets portion of the Balancing Market Interface (Validation Technical Offer Data) and additional TOD via the Standing Offer Data and Offer Data channels.

2.6.5 2.7 Standing Offer Data

Formatted: AP Heading2, No bullets or numbering, Tab stops: Not at 1.5 cm

2.7.1 Introduction

Formatted: English (Australia)

Standing Offer Data comprises Generator Offer Data and Demand Offer Data Elements (as detailed in Appendix 2 "[Business Data Contained in Each ElementBusiness Data Contained in Each Element](#)"). Standing Offer Data is comprised of both Commercial Offer Data and Technical Offer Data items, and is utilised as Gate Closure Data in respect of the relevant Gate Closure 1 to ensure that there is always valid Offer Data available for a Generator Unit (as described in section [2.82-6.7](#)).

Formatted: AP Heading 3, Left, Indent: Left: 0 cm, Hanging: 1.27 cm, Space Before: 0 pt, After: 0 pt, Outline numbered + Level: 3 + Numbering Style: 1, 2, 3, ... + Start at: 1 + Alignment: Left + Aligned at: 0 cm + Tab after: 1.5 cm + Indent at: 1.5 cm, Tab stops: 1.27 cm, List tab + Not at 1.5 cm

Standing Offer Data has a Day Type Parameter which defines generic calendar days for which the registered data will apply. The Day Type Parameter in respect of Standing Data may have one of the values SUN, MON, TUE, WED, THU, FRI, SAT or ALL. Each Generator Unit must have a Standing Offer Data set of type "ALL". It is optional to submit Standing Offer Data sets with one or more of the other Day Type Parameter values.

Formatted: Font: (Default) Arial

- (a) Where the Day Type Parameter has value "ALL", the corresponding Standing Offer Data shall:

- i. apply to any date where Standing Offer Data does not have a Day Type Parameter that is set to “ALL”; and
 - ii. have no Expiry Date.
- (b) Where the Day Type Parameter does not have value “ALL”, the corresponding data may have an optional associated Expiry Date which shall be defined by the Participant upon submission and:-
- i. ~~if~~ no Expiry Date is associated with the Standing Offer Data set, the values shall be used indefinitely by the Market Operator for the relevant calendar day which corresponds with the Day Type Parameter value; or-
 - ii. ~~f~~Following the Expiry Date for a given set of Standing Offer Data with a particular Day Type Parameter value, the Market Operator shall not utilise the data as Default Data for the associated Generator Unit.

Standing Offer Data is initially created as part of the Unit Registration process and may be updated following Communication Channel Qualification (i.e. when access to the Central Market Systems is granted to a Participant Party by the Market Operator).

The earliest effective date for a Standing Offer Data submission is Current Trading Day + 19 days. In the event that ~~d~~Data ~~c~~Conversion (i.e. changing Standing Offer Data to Commercial Offer Data and Technical Offer Data at the relevant Gate Opening) fails, the Market Operator shall contact the Participant to add Commercial Offer Data and Technical Offer Data and update Standing Offer Data if appropriate, with an aim to resolve the situation within 5 Working Days.

2.6.6.2.7.2 *Submission of Standing Offer Data, Commercial and Technical Offer Data*

Note: ~~this section to be updated once further details become available~~

Standing Offer Data ~~and/or~~ Commercial and Technical Offer Data must be submitted by Participants using the relevant designated Communication Channels subject to the following:-

- (a) As part of the initial registration process (as described in Agreed Procedure 1 “Registration”), the Market Operator ~~will~~ shall enter Standing Offer Data and/or Commercial and Technical Offer Data on behalf of all Participants.
- (b) In accordance with Agreed Procedure 7 “Emergency Communications”, ~~Where emergency communications are required there is a system or communication failure (process in Agreed Procedure 7 “Emergency Communication”)~~, the Market Operator ~~will~~ shall enter Standing Offer Data and / or Commercial and Technical Offer Data on behalf of any affected Participant.
- (c) ~~In all other circumstances~~ With the exception of the circumstances outlined at (a) and (b) above, the Market Operator shall not enter Standing Offer Data or Commercial and Technical Offer Data on behalf of Participants. If a Participant fails to submit Offer Data for a particular Trading Day then Gate Closure Data shall be used, as outlined in section 2.6.7.

Comment [A2]: Note: This section has been re-worded to provide clarity.

2.6.7.2.8 Starting Gate Data

For each Gate Closure, the Gate Closure Data shall be defined as ~~set out in~~ Table 6 below and shall be the Default Data in respect of the Trading Day in the event that no Data Transactions including the required data items are Accepted prior to the associated Gate Closure.

Formatted: AP Heading2, No bullets or numbering, Tab stops: Not at 1.5 cm

Table 6: Gate Closure Data

| Gate Closure | Gate Closure Data |
|--------------|---|
| GC1 | a) Commercial and Technical Data if Accepted prior to or at Gate Closure 1; or b) Standing Offer Data with Day Type Parameter corresponding to the relevant Trading Day, if such data is registered; or c) Standing Offer Data with Day Type Parameter "ALL". |
| GC2 | a) Commercial and Technical Data if Accepted prior to or at Gate Closure 2; or b) Accepted data as at Gate Closure 1. |

2.7.2.9 Validation of Technical Offer Data

2.7.2.9.1 Submission of Validation Data Sets

Participants may create up to six Validation Data Sets ("**VDSs**") via the Balancing Market Interface. The VDS designated number "one" is designated the "Default" set. Participants may submit each of the six ~~Validation Data Sets~~VDSs via the Balancing Market Interface "Validation Data Sets" web page. Upon receipt of a new ~~Validation Data Set~~VDS, the Market Operator ~~will~~shall forward the set to the System Operator~~s~~ for approval. If approval is received, the Market Operator shall approve each ~~of the Validation Data Sets~~VDS through the ~~MOI~~Balancing Market Interface displays. Thereafter, the ~~Validation Data Sets~~VDS will be identified using its VDS ~~set~~ number.

Formatted: Font: Bold

2.7.2.9.2 Choice of Validation Data Sets for a Trading Day

In submitting a ~~Validation Data Set~~VDS selection to a particular Trading Day, Participants may submit three values: (i) a Trading Day~~s~~; (ii) ~~Validation Data Set~~VDS n~~Number~~ designating the VDS selected for that respective Trading Day; and (iii) an identifier of the Gate Closure to which the ~~Validation Data Set~~VDS selection relates. This data ~~will~~shall be submitted via the ~~Validation Data Sets~~VDSs web page or via Type 3 ~~communication~~Channel.

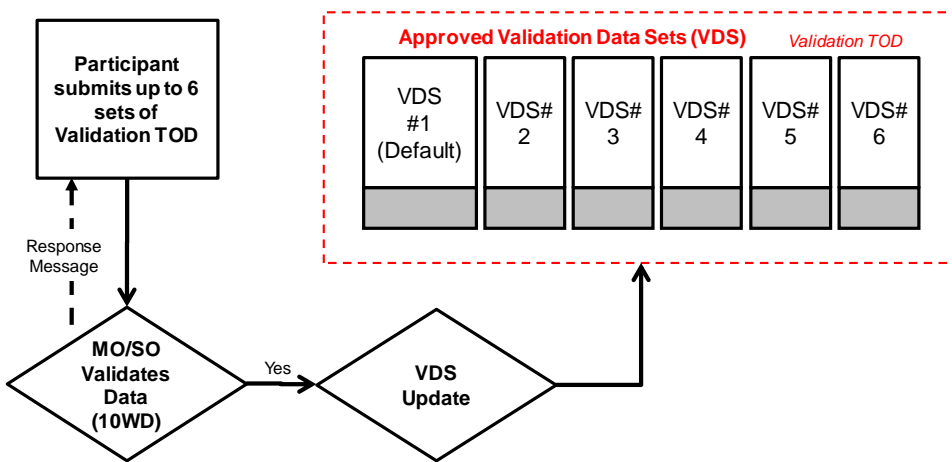
This data ~~will~~shall be accepted up to [x] minutes prior to Gate Closure 1, for the Trading Day. Following 10 minutes prior to the relevant Gate Closure, Participants ~~will~~shall be blocked from making any further choice of Validation Data Set data for that Gate Closure. In the event that a Participant does not make an explicit VDS number choice for a given Gate Closure, the Default Data shall apply.

Participants may upload each ~~of the Validation Data Sets~~VDS via file upload via Type 2 Channel; or via Type 3 Channel ~~communication~~.

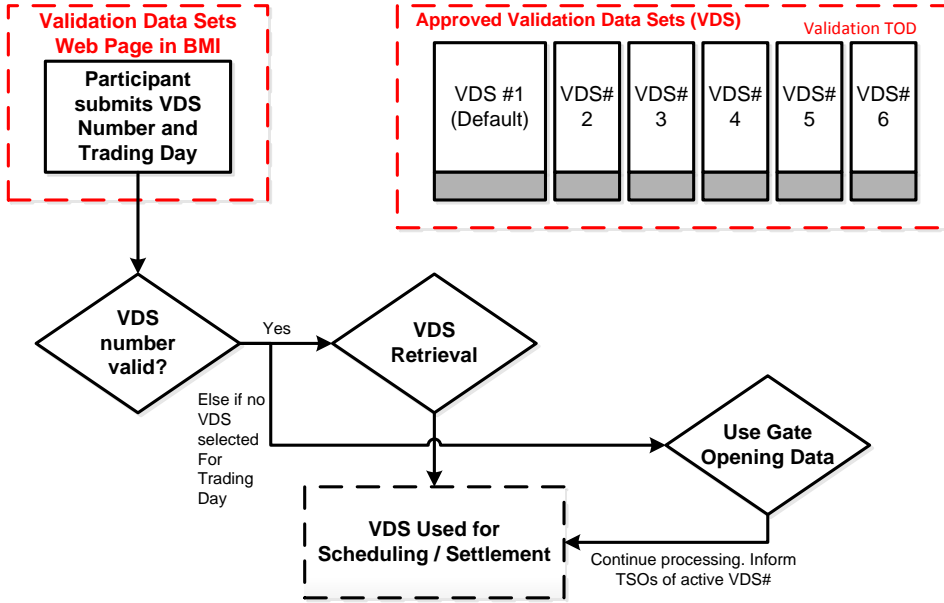
2.7.32.9.3 Change of Validation Data Set

If a Participant wishes to change the data elements of ~~one of its six Validation Data Sets~~ VDS, it may do so ~~using in accordance with~~ the "Submission of Validation Data Sets" process ~~set out at section 2.7.1~~ above. The approval time for this submission is outlined in Table 4 ~~of this Agreed Procedure~~, "Data Transaction Approval Requirements".

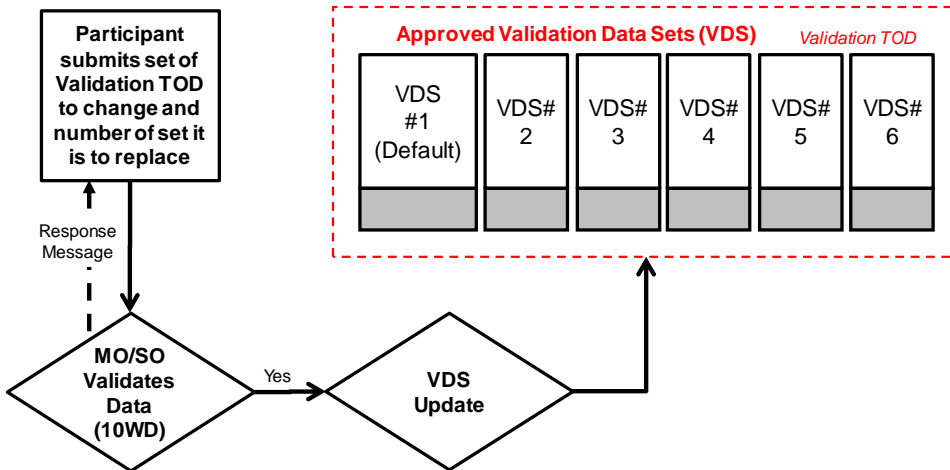
Initial set-up of 6 Validation Data Sets



Daily Choice of Validation Data Sets



Validation Data Set Update



2.82.10 **Proceduress** for Data Submission, Query and Report Request

Table 7 "[Participant Data Transaction Submission Process](#)" below details the **proceduress** by which Data Transactions are submitted via Type 2 Channel or Type 3 Channel by a Participant. The process also describes the actions required by the Market Operator (including via its Isolated Market System) to receive Data Transactions submitted by Participants via Type 2 **Channels** and Type 3 Channels.

Table 7: Participant Data Transaction Submission Process

| Step | Market Operator Action | Participant Action |
|------|---|--|
| 1. | | Participant system establishes a connection with the Market Operator's Isolated Market System. |
| 2. | | Participant system selects the required Data Transaction and submits it using the established connection. |
| 3. | Market Operator's Isolated Market System returns a response message over the established connection. | |
| 4. | | Participant system receives the response message over the established connection. |
| 5. | If the response message indicates that there is no error in any Element of a Data Transaction, this confirms that the submitted Data Transaction and all of the relevant Elements of the Data Transaction have been stored in the Market Operator's Isolated Market System. | |
| 6. | If the response message indicates that there is an error in a Data Transaction for a given Element, this particular Data Transaction shall be rejected. Any other Data Transactions included within the same message which have no errors shall be deemed successful and shall be stored in the Market Operator's Isolated Market System. | If the response message indicates that there is an error in a Data Transaction for a given Element, the Participant shall, as required, submit a new Data Transaction. |
| 7. | | If no response is received, the Participant shall act in accordance with paragraph C.3.1.5 of the Code. |

2.92.11 Proceduress for Authorisation to Change Banking Details

Table 8 "Authorisation to change Banking Details" below details the process by which authorisation is carried out by a Participant in respect of its banking details. This process includes a number of steps which shall be carried out via Type 1 Channel ~~communication~~, but may be instigated by a Participant submitting submission by a Participant of a Data Transaction containing new or updated banking details via a Type 2 Channel or Type 3 Channel.

Table 8: Authorisation to change Banking Details

| Step | Market Operator Action | Participant Action |
|------|--|--|
| 1. | | MP Participant sends in submits revised banking details using Type 2 <u>Channel</u> or Type 3 <u>Channel</u> |
| 2. | <u>Market Operator</u> sends the proposed revised banking details, to the <u>MP Participant</u> by post (to the address detailed in the Market System for the <u>ParticipantMP</u>), for authorisation by <u>ParticipantMP</u> (template in Appendix 3 <u>template available on Market Operator's website</u>) | |
| 3. | | <u>ParticipantMP</u> verifies that proposed revised banking details match revised banking details by adding A and B signatures of authorised personnel and submits the revised banking details on company headed paper to <u>Market Operator</u> by registered post. |
| 4. | <u>Market Operator</u> verifies that signatures on revised banking details (returned by registered post) match their copy of authorised signatures (hardcopy of template in Appendix 4) | |
| 5. | <u>Market Operator</u> -emails <u>ParticipantMP</u> (as specified on Appendix 4) to confirm Banking details have been verified and will be changed on the effective date provided in the acceptance of banking details email. | |
| 6. | <u>Market Operator</u> changes Banking details within 5 working days of the banking details being verified. With effect from the effective date provided in the acceptance of banking details email. | |

| Step | Market Operator Action | Participant Action |
|------|------------------------|---|
| 7. | | If <u>Participant</u> wants to change Authorised signatories then they must re-submit the details with the <u>banking details</u> form <u>shown in Appendix 4</u> by submitting it in its original form by registered post. |

3. PROCEDURAL STEPS

3.1 Cancellation of a Unit Under Test for Gate Closure 1 run in D-1

Note: The submission timings for Units Under Test have moved from the Code to Grid Code. Timelines for cancellations / modifications also to be confirmed. The procedural steps set out here are to be finalised.

| Step | Procedural Step | Timing | Method | By/From | To |
|---------------|---|---------------|---------------|-----------------|-------------------------------------|
| 1 | Cancellation of Unit Under Test for Gate Closure 1 run in D-1 | | | | |
| 21 | Start of process To request to cancel Unit Under Test by email: TestRequest@sem-o.com GridOpsDBE@Eirgrid.com | Before 7.30am | E-mail | Participant | Market Operator and System Operator |
| 32 | Change the status in the BMI to cancel the Unit Under Test. | Before 7.30am | Update BMI | Participant | - |
| 43 | If approving the cancellation of the Unit Under Test UUT in the MOI. Set MO Status to 'Approved'. Go to 4.5 If rejecting the cancellation of the Unit Under Test UUT in the BMIMOI, deny change of status on the Market Operator Status and email Participant stating request has been rejected. end of process. otherwise continue to step 4. Go to 1.4 | Before 8.00am | Update MO/BMI | Market Operator | Participant- |

Formatted: Justified

| | | | | | |
|---------------|--|-------------------|--|-----------------|-------------|
| 54 | If approving the cancellation of the Unit Under Test UUT in the BMIMQI. Set Market Operator Status to 'Approved'. Deny change of status on the MO Status and e-mail Participant stating request has been rejected. End of process. | Before 8.00am | Update BMQI E-mail | Market Operator | Participant |
| 65 | Email Participant stating the request has been accepted and requesting them to submit Commercial Offer Data <u>and amended Physical Notifications as appropriate</u> in the BMI. | Before 8.00am | E-mail | Market Operator | Participant |
| 76 | (a) Participant submits new Commercial Offer Data <u>and amended Physical Notifications as appropriate</u> in the BMI. or Go to 1.7. (b) If the Participant does not submit new Commercial Offer Data <u>and amended Physical Notifications as appropriate</u> in the BMI. Go to 1.8. | Before 9.30am | Update Balancing Market Interface <u>BMI</u> | Participant | - |
| 87 | (a) SEMO use new submitted Commercial Offer Data <u>and amended Physical Notifications as appropriate</u> in the EA1 run; or SEMO use standing Commercial Offer Data and Physical Notifications as appropriate in the EA1 run if Participant has not submitted new Commercial Offer Data-Data.- (b) <u></u> | EA1 run at 9.30am | Update MO <u>BMI</u> | Market Operator | - |
| 9 | SEMO use standing Commercial Offer Data in the EA1 run. | EA1 run at 9.30 | - | Market Operator | - |

Formatted: Font: Bold

Formatted: Numbered + Level: 1 + Numbering Style: a, b, c, ... + Start at: 1 + Alignment: Left + Aligned at: 0 cm + Tab after: 0.75 cm + Indent at: 0.75 cm

Formatted: Numbered + Level: 1 + Numbering Style: a, b, c, ... + Start at: 1 + Alignment: Left + Aligned at: 0 cm + Tab after: 0.75 cm + Indent at: 0.75 cm

Formatted: Numbered + Level: 1 + Numbering Style: a, b, c, ... + Start at: 1 + Alignment: Left + Aligned at: 0 cm + Tab after: 0.75 cm + Indent at: 0.75 cm

Formatted: Numbered + Level: 1 + Numbering Style: a, b, c, ... + Start at: 1 + Alignment: Left + Aligned at: 0 cm + Tab after: 0.75 cm + Indent at: 0.75 cm

408 To confirm that cancellation of a Unit Under Test is approved e-mail:

- neartime@eirgrid.com
- GridOpsDBE@Eirgrid.com

Before 12.00pm

E-mail

Market
Operator

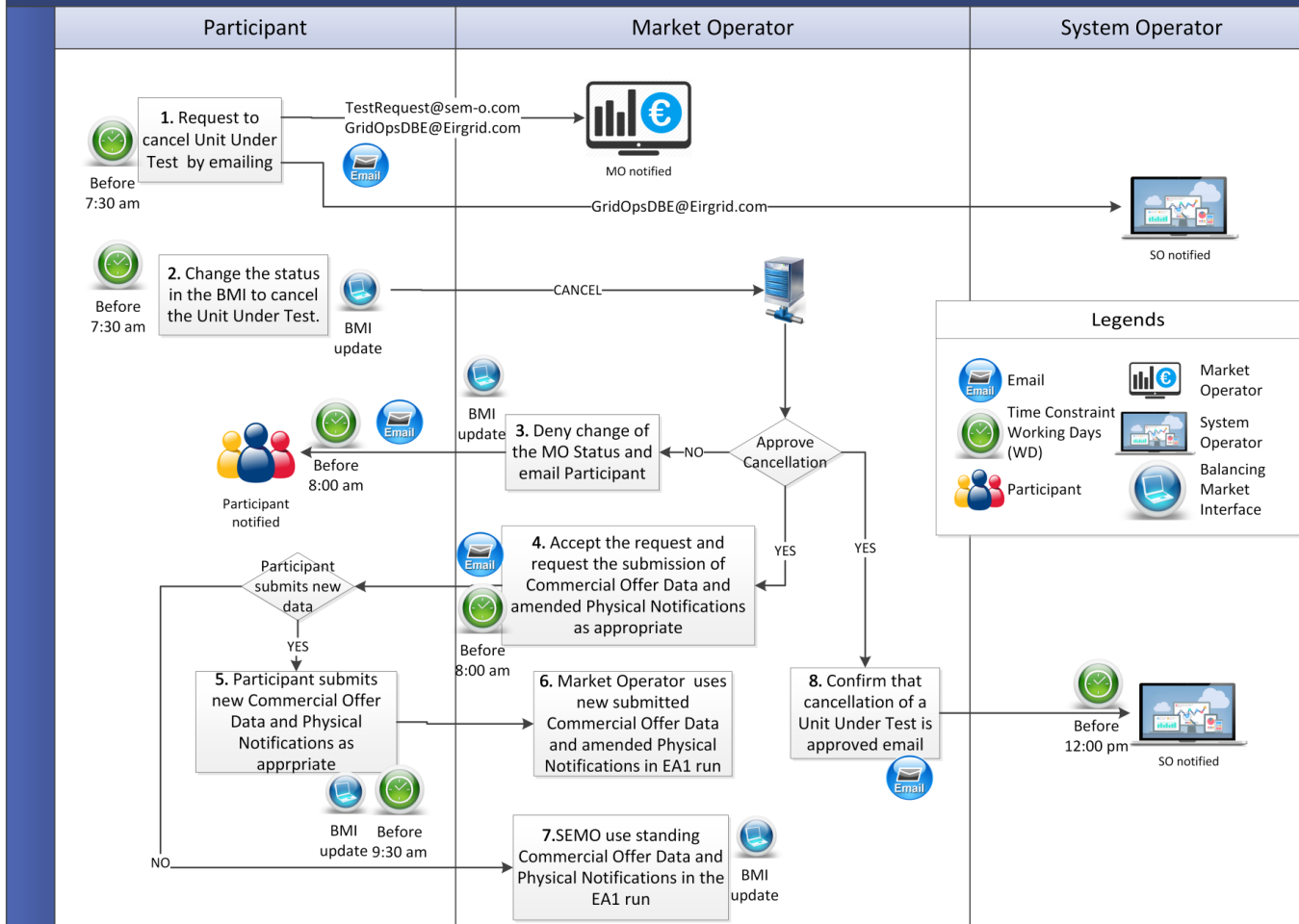
System
Operators

Formatted Table

End of process

Formatted: Font: Bold

Cancellation of a Unit Under Test



APPENDIX 1: DEFINITIONS AND ABBREVIATIONS

Definitions

| | |
|--|--|
| Balancing Market Interface | means the function within the Market Operator's systems that interfaces to the Type 2 Channel and Type 3 Channel communications in accordance with the Code. |
| Bank Data | means data relating to banking details first submitted at Party registration. |
| Class | means a classification of data submitted by Participants in Data Transactions as contained within a single message. |
| <u>Data Report</u> | <u>means the provision of data by the Market Operator to certain Participants or all of them.</u> |
| Day Type Parameter | means a parameter which is associated with Standing Data, which specifies whether that Standing Data applies generically to a calendar day. |
| Element | means set of business data submitted as part of a Class of Data Transaction, as detailed in section 2.3.2. |
| External ID | means, for submission of Data Transactions, the schema will allow the Participant to provide an optional Data Transaction ID, called External ID. |
| Isolated Market System | has the meaning given to it in the Code and, in the case of the Market Operator and each System Operator, it shall not include those elements of hardware, software and communications networks that are shared between the Market Operator and System Operator. |
| Demand Offer Data | means Unit bid data provided by a Participant. |
| Market Participant Registration | means Data Transactions that cover additional Technical Offer Data not included in the Market Interface class |
| Settlement Reallocation Data | means the data that is submitted by Participants to the Market Operator providing details of the Settlement Reallocation Agreement. |
| Standing Offer Data | has the meaning set out in section <u>3-4-2.7.15 of this Agreed Procedure.</u> |
| Submission Window | means time period within which a Data Transaction may be submitted by a Participant. |

| | |
|--|--|
| System Data | means the data stored in respect of a Party, Participant or Unit in the Market Operator's Isolated Market System. |
| Interface-Technical Specification | means a set of documentation prepared by the Market Operator which describes the Participant interfaces to the Central Market Systems. This documentation shall include detail of the required content of Type 2 Channel and Type 3 Channel Data Transactions submitted by Participants, validations undertaken and the content of response messages. |
| User | <p><u>means:</u></p> <p><u>(a) in relation to a Party, a nominated member of a Party's staff who is authorised to utilise qualified Communication Channels that interact with the Market Operator's Isolated Market System; and</u></p> <p><u>(b) in relation to the Market Operator: a member of the Market Operator staff who has been authorised to access specific parts of the Market Operator Isolated Market System, has the meaning given to it in Agreed Procedure 4 "Registration"</u></p> |
| Users Data | means data relating to Participant User that has access to elements of the system. |
| Web Form | means a web page on the Balancing Market Interface which allows the Participant to enter data and submit the data to the Market Operator. |
| Web Interface | means the mechanism through which Participants can send and receive Data Transactions through Type 2 Channel communication. |

Formatted: Procedure Body 1, Indent: Left: 0.07 cm, Hanging: 0.79 cm, Numbered + Level: 1 + Numbering Style: a, b, c, ... + Start at: 1 + Alignment: Left + Aligned at: 0.63 cm + Indent at: 1.27 cm

Formatted: Font: (Default) Arial, 11 pt, English (Ireland)

Abbreviations

| | |
|------------|---------------------------------|
| BMI | Balancing Market Interface |
| COD | Commercial Offer Data |
| GC | Gate Closure |
| MO | Market Operator |
| MPR | Market Participant Registration |
| RD | Registration Data |
| SO | System Operator |

| | |
|------------|----------------------|
| TD | Trading Day |
| TOD | Technical Offer Data |

APPENDIX 2: BUSINESS DATA CONTAINED IN EACH ELEMENT

Note: this appendix to be updated once further details become available

This appendix describes the business data contained in each category of data. Any additional information needed to build associated messages for submission is contained in the Interface Documentation Set. The data categories in Table 9 are as follows:

- a) Commercial Offer Data (COD)
- b) Registration Data (RD)
- c) Technical Offer Data (TOD)
- d) Validation Registration Data (VRD)
- e) Validation Technical Offer Data (VTOD)
- f) Physical Notification Data (PND)

Table 9: Business Data per Element

| Class / Element | Screen Name | Comment | Data Category |
|-----------------------|---|--|---------------|
| MPR / Participant | Participant Name | Short name for the Participant which will be used as the Participant Name in all Data Transactions | RD |
| | Start Date | Start Date from when the submitted data is to become effective. | RD |
| | End Date | End Date to when the submitted data is effective | RD |
| | Participant Class | Type of Participant | RD |
| | Company Name | Name of the Company | RD |
| | Place of Establishment | The Place of Establishment of the Participant | RD |
| | VAT Region | The VAT region of the Participant: EU, Non-EU | RD |
| | VAT Registration Number | VAT identification number (VATIN) | RD |
| | EIC Code | The EIC Code of the Participant. | RD |
| | ACER Code | The ACER code of the Participant | RD |
| | Jurisdiction | Jurisdiction of the Participant: NI, ROI, Other | RD |
| | Vat Status | VAT Exempt or Non-Exempt for each jurisdiction | RD |
| | Remit Reporting | Check box to specify that the participant signed up for Remit Reporting. | RD |
| | Open Cash Collateral Account | Check box to specify that the participant requests to open cash collateral account. | RD |
| | Cash Collateral Account Status | Status of cash collateral account: Complete, Incomplete, NA. (MO entered only) | RD |
| Application reference | System generated unique reference assigned for each application change cycle generated upon submission. | RD | |

| Class / Element | Screen Name | Comment | Data Category |
|----------------------------|--|--|---------------|
| | Record Status | Status of the request: Submitted, Received, Withdrawn, Declined, Approved. (Automatically defaults to SUBMITTED upon submission. MO entered only thereafter) | RD |
| | Care of | Company Care Of | RD |
| | Address Line 1 | Company Address 1 | RD |
| | Address Line 2 | Company Address 2 | RD |
| | Address Line 3 | Company Address 3 | RD |
| | City | Company City | RD |
| | County | Company County | RD |
| | Postal Code | Company Postal Code | RD |
| | Country | Company Country | RD |
| | Billing Address is same as Company Address | Checkbox to select if the Billing Address is the same as the Company Address | RD |
| | Care of | Billing Care Of | RD |
| | Address Line 1 | Address to which all invoices for the Participant will be sent | RD |
| | Address Line 2 | Address to which all invoices for the Participant will be sent | RD |
| | Address Line 3 | Address to which all invoices for the Participant will be sent | RD |
| | City | City to which all invoices for the Participant will be sent | RD |
| | County | County to which all invoices for the Participant will be sent | RD |
| | Postal Code | Postal code to which invoices for the Participant will be sent | RD |
| | Country | Country to which all invoices for the Participant will be sent | RD |
| | Comments | Text box to enter additional information relevant to the application. | RD |
| MPR / Participant Validity | Participant Name | Short name for the Participant which will be used as the Participant Name in all Data Transactions | RD |
| | Start Date | Start Date from when the submitted data is to become effective. | RD |
| | End Date | End Date to when the submitted data is effective | RD |
| | Participant State | The registration state of the Participant: Registered, Suspended, Deregistered. | RD |
| | Application reference | System generated unique reference assigned for each application change cycle generated upon submission. | RD |
| | Record Status | Status of the request: Submitted, Received, Withdrawn, Declined, Approved. (Automatically defaults to SUBMITTED upon submission. Market Operator entered only thereafter) | RD |
| | Comments | Text box to enter additional information relevant to the application. | RD |

| Class / Element | Screen Name | Comment | Data Category |
|-----------------------------|---------------------------|--|----------------------|
| MPR / Participant Balancing | Participant Name | Short name for the Participant | RD |
| | Start Date | Start Date from when the submitted data is to become effective. | RD |
| | End Date | End Date to when the submitted data is effective | RD |
| | Application Reference | System generated unique reference assigned for each application change cycle generated upon submission. | RD |
| | Record Status | Status of the request: Submitted, Received, Withdrawn, Declined, Approved. (Automatically defaults to SUBMITTED upon submission. Market Operator entered only thereafter) | RD |
| | Comments | Text box to enter additional information relevant to the application. | RD |
| MPR / Participant CRM | Participant Name | Short name for the Participant | RD |
| | Start Date | Start Date from when the submitted data is to become effective. | RD |
| | End Date | End Date to when the submitted data is effective | RD |
| | Application Reference | System generated unique reference assigned for each application change cycle generated upon submission. | RD |
| | Record Status | Status of the request: Submitted, Received, Withdrawn, Declined, Approved. (Automatically defaults to SUBMITTED upon submission. Market Operator entered only thereafter) | RD |
| | Comments | Text box to enter additional information relevant to the application. | RD |
| MPR / User | User Name | Short name for the user and it uniquely identifies the user within the party. | RD |
| | Start Date | Start Date from when the submitted data is to become effective. | RD |
| | End Date | End Date to when the submitted data is effective | RD |
| | Party Administrative User | Check box to specify whether the user is Party Administrative User. | RD |
| | Registration User | Check box to specify whether the user is Registration User. | RD |
| | Surname | Surname of the user. | RD |
| | Given Name | Given name of the user. | RD |
| | Position | Designation within the organisation for the user. | RD |
| | Email | Email Address | RD |
| | Phone | Phone number | RD |
| | Mobile | Mobile number | RD |
| | Fax | Fax number | RD |
| | Application Reference | System generated unique reference assigned for each application change cycle generated upon submission. | RD |
| | Authentication Code | User authentication code. | RD |

| Class / Element | Screen Name | Comment | Data Category |
|--------------------------|--|---|----------------------|
| | Confidential Question 1 - Date of Birth | User date of birth. | RD |
| | Confidential Question 2 - Place of Birth | User place of birth. | RD |
| | Confidential Question 3 - Last Secondary School | Name of last secondary school. | RD |
| | Confidential Question 4 - Mothers Maiden Name | Mother's maiden name. | RD |
| | Care of | User Care Of | RD |
| | Address Line 1 | User Address 1 | RD |
| | Address Line 2 | User Address 2 | RD |
| | Address Line 3 | User Address 3 | RD |
| | City | User City | RD |
| | County | User County | RD |
| | Postal Code | User Postal Code | RD |
| | Country | User Country | RD |
| | Comments | Text box to enter additional information relevant to the application. | RD |
| MPR / User System Access | User Name | This is the unique name of the user within party. | RD |
| | Participant Name | The name of the Participant that is to be maintained by the User. | RD |
| | System Name | System Access: CRM_TRADER, BAL_TRADER, BAL_CRM_SETTLEMENT, BAL_CRM_OTHER, NEMO_AUCTION_TRADER, NEMO_CONTINUOUS_TRADER | RD |
| | Start Date | Start Date from when the submitted data is to become effective. | RD |
| | End Date | End Date to when the submitted data is effective | RD |
| | Access Code | Permissions: No Access, Read, Write | RD |
| | External User ID | External User ID. | RD |
| | Application Reference | System generated unique reference assigned for each application change cycle generated upon submission. | RD |
| MPR / User Authorisation | User Name | This is the unique name of the user within party. | RD |
| | Participant Name | The name of the Participant that is to be maintained by the User. | RD |
| | Authorisation Type | The type of authorisation requested | |
| | Start Date | Start Date from when the submitted data is to become effective. | RD |
| | End Date | End Date to when the submitted data is effective | RD |
| | Secondary Signatory | Name of the person that counter sign request. | RD |

| Class / Element | Screen Name | Comment | Data Category |
|-------------------------|-------------------------------|--|----------------------|
| MPR / User Key Contact | User Name | This is the unique name of the user within party. | RD |
| | Participant Name | The name of the Participant that is to be maintained by the User. | RD |
| | Key Contact Type | The type of key contact requested. | |
| | Start Date | Start Date from when the submitted data is to become effective. | RD |
| | End Date | End Date to when the submitted data is effective | RD |
| | Opt Out Standard Notification | Check box to specify if to opt out of Standard Notification or not. | RD |
| MPR / User Notification | User Name | This is the unique name of the user within party. | RD |
| | Notification Type | The type of notification requested: BAL_CRM_SETTLEMENT_AND_INVOICING, BAL_CRM_CREDIT, BAL_SYSTEM_AVAILABILITY, NEMO, AOLR_GENERAL_COMMUNICATIONS | RD |
| MPR / Bank | Participant Name | Short name for the Participant | RD |
| | Start Date | Start Date from when the submitted data is to become effective. | RD |
| | End Date | End Date to when the submitted data is effective | RD |
| | Bank Name | Name of the bank for the Market Participant | RD |
| | Account Name | Bank account name for the Market Participant. | RD |
| | Account Number | Bank account number for the Market Participant. | RD |
| | Bank Sort Code | Bank branch number for the Market Participant | RD |
| | Swift/BIC | Swift BIC code | RD |
| | IBAN | International Bank Account Number | RD |
| | Payment Reference | Description of the account. | RD |
| | Application Reference | System generated unique reference assigned for each application change cycle generated upon submission. | RD |
| | Record Status | Status of the request: Submitted, Received, Withdrawn, Declined, Approved. (Automatically defaults to SUBMITTED upon submission. Market Operator entered only thereafter) | RD |
| | Comments | Text box to enter additional information relevant to the application. | RD |
| MPR / Trading Site | Participant Name | The name of the Trading Participant whose Trading Site is being registered. | RD |
| | Trading Site Name | Trading Site identifier | RD |
| | Start Date | Start Date from when the submitted data is to become effective. | RD |
| | End Date | End Date to when the submitted data is effective | RD |
| | Trading Site Long Name | Description or long name of the Trading Site. | RD |
| | Firm Access Quantity | Firm Access Quantity of Trading Site. | RD |
| | Maximum Export Capacity | Maximum Export Capacity of Trading Site. | RD |

| Class / Element | Screen Name | Comment | Data Category |
|-----------------|--------------------------|--|---------------|
| | Generation Group Name | Generation Group Name of the Trading Site. | RD |
| | Autoproducer | Check box to specify that the trading site is autoproducer. | RD |
| | Associated Supplier Unit | Supplier Unit Name associated with the Trading Site. | RD |
| | Application Reference | System generated unique reference assigned for each application change cycle generated upon submission. | RD |
| | Record Status | Status of the request: Submitted, Received, Withdrawn, Declined, Approved. (Automatically defaults to SUBMITTED upon submission. Market Operator entered only thereafter) | RD |
| MPR / Resource | Participant Name | The name of the Market Participant who is registering the resource. | RD |
| | Resource Name | Short name for the Resource (e.g. GU_XXX) | RD |
| | Resource Type | The type under which a specific resource is registered. Valid values: Generator, Demand Side Unit, Assetless Trading Unit, Trading Unit, External Unit, Supplier Unit, Interconnector, Capacity Aggregation Unit, Interconnector Error Unit, Interconnector Residual Capacity Unit. | RD |
| | Start Date | Start Date from when the submitted data is to become effective. | RD |
| | End Date | End Date to when the submitted data is effective | RD |
| | Jurisdiction | Jurisdiction of the Resource. | RD |
| | Acting As Intermediary | Check box to specify that the resource is acting as intermediary. | RD |
| | EIC Code | The EIC Code of the resource. | RD |
| | Fee Submitted | Check box to specify whether the relevant non-refundable Fee has been submitted or not. | RD |
| | Collateral Amount | Collateral amount for the resource and can be entered only by MO. | RD |
| | Contract Data Provider | The name of the Contract Data Provider. | RD |
| | Application Reference | System generated unique reference assigned for each application change cycle generated upon submission. | RD |
| | Record Status | Status of the request: Submitted, Received, Withdrawn, Declined, Approved. (Automatically defaults to SUBMITTED upon submission. Market Operator entered only thereafter) | RD |
| | Station Name | Name of the station where the resource is located. | RD |
| | Station ID | ID of the Station. | RD |
| | Address Line 1 | Station Address 1 | RD |
| | Address Line 2 | Station Address 2 | RD |
| | Exemption from License | Check box to specify that the resource is exempted from regulatory license. | RD |
| | License ID | Regulatory license ID. | RD |

| Class / Element | Screen Name | Comment | Data Category |
|--------------------------|------------------------|--|----------------------|
| | License Effective Date | Effective date of the license | RD |
| | Comments | Text box to enter additional information relevant to the application. | RD |
| MPR / Resource Validity | Participant Name | The name of the Market Participant whose resource is being modified. | RD |
| | Resource Name | Short name for the Resource that is being modified. | RD |
| | Start Date | Start Date from when the submitted data is to become effective. | RD |
| | End Date | End Date to when the submitted data is effective | RD |
| | Resource State | Indicates the registration state of the resource. Valid resource state: Registered, Suspended, Deregistered. | RD |
| | Application Reference | System generated unique reference assigned for each application change cycle generated upon submission. | RD |
| | Record Status | Status of the request: Submitted, Received, Withdrawn, Declined, Approved. (Automatically defaults to SUBMITTED upon submission. Market Operator entered only thereafter) | RD |
| | Comments | Text box to enter additional information relevant to the application. | RD |
| MPR / Resource Balancing | Participant Name | The name of the Market Participant whose resource is being modified. | RD |
| | Resource Name | Short name for the Resource that is being modified. | RD |
| | Resource Type | The type under which a specific resource is registered. Valid values: Generator, Demand Side Unit, Assetless Trading Unit, Trading Unit, External Unit, Supplier Unit, Interconnector, Capacity Aggregation Unit, Interconnector Error Unit, Interconnector Residual Capacity Unit. | RD |
| | Start Date | Start Date from when the submitted data is to become effective. | RD |
| | End Date | End Date to when the submitted data is effective | RD |
| | Fuel Type | Valid values: BATTERY_STORAGE (BATTERY), BIOMASS, COAL, COMBINED_HEAT_AND_POWER (CHP), COMPRESSED_AIR_STORAGE (CAS), DISTILLATE, FLY_WHEEL, GAS, HYDRO, MULTI_FUEL, NUCLEAR, OIL, PEAT, PUMP_STORAGE (PUMP), SOLAR, WIND, OTHER | RD |
| | Dispatchable | Indicate that the resource is dispatchable (True or False) | RD |
| | Priority Dispatch | Indicate that the resource is priority dispatch (True or False) | RD |
| | Energy Limited | Indicate that the resource is energy limited resource (True or False) | RD |
| | Supplier Unit Subtype | Type of the supplier unit. Valid values: SU, TSSU. | RD |
| | Trading Site Name | Name of the associated trading site | RD |
| | Aggregated Generator | Check box to specify that the resource is aggregated generator. | RD |

| Class / Element | Screen Name | Comment | Data Category |
|-----------------|--------------------------------|---|---------------|
| | AGU-SO Agreement | Aggregated generator unit System operator agreement. Valid values: Yes, No, NA. | RD |
| | Bidding Zone | Valid values: Euro, GBP | RD |
| | Settlement Group Name | Group name to associate another resource for settlement invoice purposes. | RD |
| | Maximum Export Capacity | The maximum export capacity in MW. | RD |
| | Non-Firm Access | Indicate non-firm access applicability (True or False) | RD |
| | Non-Firm Access Quantity | Non-Firm Access Quantity (MW) | RD |
| | TUoS Agreement | Transmission Use of System Agreement. Valid values: Completed, In Progress, NA. | RD |
| | Exemption from TUoS Agreement | Check box to specify that the resource is exempted from TUoS agreement. | RD |
| | DUoS Agreement | Distribution Use of System Agreement. Valid values: Completed, NA. | RD |
| | Meter ID (MPRN) | Meter point reference number. | RD |
| | DSU-SO Agreement | Demand Side Unit System Operator Agreement. Entered by Market Operator only. | RD |
| | Meter Data Provider | Name of the associated meter data provider. | RD |
| | Application Reference | System generated unique reference assigned for each application change cycle generated upon submission. | RD |
| | Record Status | Status of the request: Submitted, Received, Withdrawn, Declined, Approved. (Automatically defaults to SUBMITTED upon submission. Market Operator entered only thereafter) | RD |
| | Connection Type | Transmission or Distribution. | RD |
| | Connection Agreement | Resource or Participant connection agreement. Valid values: Completed, In Progress. | RD |
| | Connection Agreement Reference | Reference ID to the resource or Participant connection agreement. | RD |
| | Controllable | Check box to specify that the resource is a Controllable resource. | RD |
| | Combined Cycle Unit | Check box to specify that the resource is combined cycle resource. | RD |
| | Short Notice Unit | Check box to specify that the resource is short notice unit. | RD |
| | Synchronous | May be SYNCHONOUS or ASYNCHRONOUS. | RD |
| | Dual Rated Unit | Check box to specify that the resource is dual rated unit. | RD |
| | Secondary Fuel Type | Valid values: BATTERY_STORAGE (BATTERY), BIOMASS, COAL, COMBINED_HEAT_AND_POWER (CHP), COMPRESSED_AIR_STORAGE (CAS), DISTILLATE, FLY_WHEEL, GAS, HYDRO, MULTI_FUEL, NUCLEAR, OIL, PEAT, PUMP_STORAGE (PUMP), SOLAR, WIND, OTHER | RD |

| Class / Element | Screen Name | Comment | Data Category |
|-----------------|---|--|---------------|
| | Registered Capacity | Registered capacity in MW. | RD |
| | <u>Registered</u> Minimum <u>GenerationOutput</u> | Minimum generation output capacity in MW. | RD |
| | Maximum Generation | Maximum generation capacity in MW. | RD |
| | Minimum Storage Capacity | Minimum storage capacity in MW. | RD |
| | Maximum Storage Capacity | Maximum storage capacity in MW. | RD |
| | Fixed Unit Load | Fixed linear factor used to calculate net output from a Generator Unit. | RD |
| | Unit Load Scalar | Scalar quantity which approximates physical losses associated with a Generator Unit Transformer | RD |
| | Droop | In relation to the operation of the governor of a Generator Unit, the percentage drop in System Frequency which would cause the Generator Unit under free governor action to change its output from zero to Full Load. | RD |
| | Dispatchable Capacity | MWs available for curtailment. | RD |
| | Non-Dispatchable Capacity | Portion of total demand not available for curtailment. | RD |
| | Meter Transmission Type | The type of Meter Transmission. Valid values: PED, NPED, PEG, NPEG, CJF, None Market Operator entered only. | RD |
| | Autoproducer | Check box to specify that the resource is part of an autoproducer site. Market Operator entered only. | RD |
| | Zero Marginal Cost | Check box to specify that the resource is zero marginal cost resource. Market Operator entered only. | RD |
| | Operator Certificate Issued | Check box to specify that Operator Certificate has been issued. Market Operator entered only. | RD |
| | Operator Cert Effective Date | The date from when the Operator Certificate is to become effective. Market Operator entered only. | RD |
| | Retail Market Registration Complete | Check box to specify if Retail Market Registration is Complete or not. Market Operator entered only. | RD |
| | Generation Name | Short name of the Generation BMU | RD |
| | Demand Name | Short name of the Demand BMU. | RD |
| | EMS Code | EMS code. Transmission System Operator entered only. | RD |
| | EDIL Code | EDIL code. Transmission System Operator entered only. | RD |

| Class / Element | Screen Name | Comment | Data Category |
|-------------------------|----------------------------|---|---------------|
| | Dispatch System | Indicate dispatch system. Valid values: EDIL, EMS Transmission System Operator entered only. | RD |
| | Negative Ramping Reserve | Check box to indicate if Negative Ramping Reserve is enabled or not. Transmission System Operator entered only. | RD |
| | Priority Dispatch Category | The Category of Priority Dispatch. Transmission System Operator entered only. | RD |
| | Curtailment Priority | Type of the curtailment priority. Valid values: 1, 2a, 2b, 2c, 2d, 2e, 3 Transmission System Operator entered only. | RD |
| | Minimum Import Capacity | Minimum interconnector import capacity in MW. Market Operator or Transmission System Operator entered only. | RD |
| | Maximum Import Capacity | Maximum interconnector import capacity in MW. Market Operator or Transmission System Operator entered only. | RD |
| | Import Ramp Rate | Interconnector import ramp rate in MW/min. Market Operator or Transmission System Operator entered only. | RD |
| | Minimum Export Capacity | Minimum interconnector export capacity in MW. Market Operator or Transmission System Operator entered only. | RD |
| | Maximum Export Capacity | Maximum interconnector export capacity in MW. Market Operator or Transmission System Operator entered only. | RD |
| | Export Ramp Rate | Interconnector export ramp rate in MW/min. Market Operator or Transmission System Operator entered only. | RD |
| | Comments | Text box to enter additional information relevant to the application. | RD |
| MPR / Resource Capacity | Participant Name | The name of the Market Participant whose resource is being modified. | RD |
| | Resource Name | Short name for the Resource that is being modified. | RD |
| | Resource Type | The type under which a specific resource is registered. Valid values: Generator, Demand Side Unit, External Unit, Capacity Aggregation Unit, | RD |
| | Start Date | Start Date from when the submitted data is to become effective. | RD |
| | End Date | End Date to when the submitted data is effective | RD |
| | Pricing Zone | Pricing Zone | RD |
| | Aggregation Group Name | Capacity Aggregation Group Name if participant wants to group capacity with another participant for the purposes of capacity auctions. | RD |
| | CRM Unit Type | Capacity Market unit type classification. | RD |
| | De-Rating Factor | The de-rating factor to be applied to the CRM unit capacity. | RD |

| Class / Element | Screen Name | Comment | Data Category |
|---------------------------|--------------------------|---|---------------|
| | Maximum Exit Price | Maximum exit price. | RD |
| | Bid Tolerance | Capacity Market bid tolerance in MW. | RD |
| | Approval To Construct | Check box to specify approval to construct. | RD |
| | Application Reference | System generated unique reference assigned for each application change cycle generated upon submission. | RD |
| | Record Status | Status of the request: Submitted, Received, Withdrawn, Declined, Approved. (Automatically defaults to SUBMITTED upon submission. Market Operator entered only thereafter) | RD |
| | Unit Capacity | CRM Resource Capacity in MW. | RD |
| | Delivery Start Date | The first date on which capacity is available | RD |
| | Delivery End Date | The final date on which capacity is available | RD |
| | Meter ID | Meter point reference number. | RD |
| | Location | Co-ordinates of the location of the meter. | RD |
| | Key Date 1 | Implementation key date 1 | RD |
| | Key Date 2 | Implementation key date 2 | RD |
| | Key Date 3 | Implementation key date 3 | RD |
| | Key Date 4 | Implementation key date 4 | RD |
| | Key Date 5 | Implementation key date 5 | RD |
| | Comments | Text box to enter additional information relevant to the application. | RD |
| B / Generator Offer | Application Type | Must be "BM" | |
| | Trading Date | Trading Date for which the data is submitted | |
| | Participant Name | Name of the Participant | |
| | User Name | User Name | |
| | Mode | Must be NORMAL | |
| | Standing Data Flag | Flag indicating that the submission is of Standing Data | |
| | Version Number | Must be 1.0 | |
| | Resource Name | Must be a valid Resource Name | |
| | Resource Type | Must be a valid Unit Classification. | |
| | Expiry Date | Must be a valid date in the future. | |
| | Standing Day Type | Must be a valid Day Type Parameter value. | |
| | External Identifier | Optional text field that can be used to track submissions by Market Participants. This can be non-unique and cannot be queried (although will be returned in responses if successful) | |
| | Fuel Type | If there is a fuel_use element with type attribute value as "SECONDARY", then the unit must be registered as a dual fuel unit. | |
| | Forecast Data Start Time | Used to identify data submitted on an Imbalance Settlement Period basis | |

| Class / Element | Screen Name | Comment | Data Category |
|--------------------------------------|---|--|---------------|
| | Forecast Data End Time | Used to identify data submitted on an Imbalance Settlement Period basis | |
| | Forecast Maximum Availability | As submitted by Generator Units for each Trading Day | FCOD |
| | Forecast Minimum Stable Generation | As submitted by Generator Units for each Trading Day | FCOD |
| | Forecast Minimum Output | As submitted by Generator Units for each Trading Day | FCOD |
| | Spin Generation Cost | For Pumped Storage Units and Battery Storage Units only, is the cost of running in spinning mode. Used only operationally | COD |
| | Spin Pump Cost | For Pumped Storage Units and Battery Storage Units only, is the cost of running or charging in pumping mode. Used only operationally | COD |
| | Energy Limit | For Energy Limited Units only, is the Energy Limit for the Trading Day | COD |
| | Incremental Price Quantity Curve - Price | Submitted as part of Commercial Offer Data in accordance with Appendix I | COD |
| | Incremental Price Quantity Curve - Quantity | Submitted as part of Commercial Offer Data in accordance with Appendix I | COD |
| | Decremental Price Quantity Curve - Price | Submitted as part of Commercial Offer Data in accordance with Appendix I. | COD |
| | Decremental Price Quantity Curve - Quantity | Submitted as part of Commercial Offer Data in accordance with Appendix I. | COD |
| | Start Up Cost Hot | Submitted as part of Commercial Offer Data in accordance with Appendix I | COD |
| | Start Up Cost Warm | Submitted as part of Commercial Offer Data in accordance with Appendix I | COD |
| | Start Up Cost Cold | Submitted as part of Commercial Offer Data in accordance with Appendix I | COD |
| | No Load Cost | Submitted as part of Commercial Offer Data in accordance with Appendix I | COD |
| BMI / Generator Technical Offer Data | Resource Name | Must be a valid Resource Name | VTOD |
| | Date Type | Must be Submission | |
| | Version Number | Must be "1.0" | |
| | Validation Data Set Number | Numerical identifier associated with a Validation Data Set | |
| | External Identifier | Optional text field that can be used to track submissions by Market Participants. This can be non-unique and cannot be queried (although will be returned in responses if successful). | |
| | Block Load Flag | Will be "Yes" or "No", depending on whether the Unit has block loading characteristics. | VTOD |
| | Block Load Cold | Block Load in MW when the unit is in a cold state. | VTOD |
| | Block Load Warm | Block Load in MW when the unit is in a warm state. | VTOD |

| Class / Element | Screen Name | Comment | Data Category |
|-----------------|----------------------------|---|---------------|
| | Block Load Hot | Block Load in MW when the unit is in a hot state. | VTOD |
| | Deloading Rate 1 | Deloading Rate in MW/min that applies for a Unit below the DELOAD_BREAK_PT to zero. | VTOD |
| | Deloading Rate 2 | Deloading Rate in MW/min that applies for a Unit below Registered Minimum Stable Generation beyond DELOAD_BREAK_PT. | VTOD |
| | Deload Break Point | MW level from which the deloading rate will change from DELOADING_RATE_1 to DELOADING_RATE_2. | VTOD |
| | Cooling Boundary Hot | The duration in hours off load that indicates the standby status change of the unit from Hot to Warm. | VTOD |
| | Cooling Boundary Warm | The duration in hours off load that indicates the standby status change of the unit from Warm to Cold. | VTOD |
| | Cooling Boundary Cold | This is not utilised in the systems. This can be left as NULL in the Data Transaction. | VTOD |
| | Start-Up Time Cold | Notification/Start-up times in hours for a unit considered to be in a cold state. | VTOD |
| | Start-Up Time warm | Notification/Start-up times in hours for a unit considered to be in a warm state. | VTOD |
| | Start-Up Time Hot | Notification/Start-up times in hours for a unit considered to be in a hot state. | VTOD |
| | Dwell Time 1 | Time above Registered Minimum Stable Generation for which a Unit remains at a constant MW level before continuing to increase or decrease output. | VTOD |
| | Dwell Time 2 | Time above Registered Minimum Stable Generation for which a Unit remains at a constant MW level before continuing to increase or decrease output. | VTOD |
| | Dwell Time 3 | Time above Registered Minimum Stable Generation for which a Unit remains at a constant MW level before continuing to increase or decrease output. | VTOD |
| | Dwell Time Trigger Point 1 | MW level at which DWELL_TIMES_1 should be observed before output can further increase or decrease. | VTOD |
| | Dwell Time Trigger Point 2 | MW level at which DWELL_TIMES_2 should be observed before output can further increase or decrease. | VTOD |
| | Dwell Time Trigger Point 3 | MW level at which DWELL_TIMES_3 should be observed before output can further increase or decrease. | VTOD |
| | Loading Rate Cold 1 | Loading Up Rate in MW/min when a Unit is in a cold state that applies until LOADING_UP_BREAK_PT_COLD_1. | VTOD |
| | Loading Rate Cold 2 | Loading Up Rate in MW/min when a Unit is in a cold state that applies from LOADING_UP_BREAK_PT_COLD_1 to LOADING_UP_BREAK_PT_COLD_2. | VTOD |
| | Loading Rate Cold 3 | Loading Up Rate in MW/min when a Unit is in a cold state that applies above LOADING_UP_BREAK_PT_COLD_2. | VTOD |
| | Loading Rate Warm 1 | Loading Up Rate in MW/min when a Unit is in a warm state that applies until LOADING_UP_BREAK_PT_WARM_1 | VTOD |

| Class / Element | Screen Name | Comment | Data Category |
|-----------------|---------------------------------|--|---------------|
| | Loading Rate Warm 2 | Loading Up Rate in MW/min when a Unit is in a warm state that applies from LOADING_UP_BREAK_PT_WARM_1 to LOADING_UP_BREAK_PT_WARM_2 | VTOD |
| | Loading Rate Warm 3 | Loading Up Rate in MW/min when a Unit is in a warm state that applies above LOADING_UP_BREAK_PT_WARM_2 | VTOD |
| | Loading Rate Hot 1 | Loading Up Rate in MW/min when a Unit is in a hot state that applies until LOADING_UP_BREAK_PT_HOT_1. | VTOD |
| | Loading Rate Hot 2 | Loading Up Rate in MW/min when a Unit is in a hot state that applies from LOADING_UP_BREAK_PT_HOT_1 to LOADING_UP_BREAK_PT_HOT_2. | VTOD |
| | Loading Rate Hot 3 | Loading Up Rate in MW/min when a Unit is in a hot state that applies above LOADING_UP_BREAK_PT_HOT_2. | VTOD |
| | Loading Up Breakpoint Cold 1 | MW level from which the cold loading up rate will change from Loading Rate 1 to Loading Rate 2. | VTOD |
| | Loading Up Breakpoint Cold 2 | MW level from which the cold loading up rate will change from Loading Rate 2 to Loading Rate 3. | VTOD |
| | Loading Up Breakpoint Warm 1 | MW level from which the warm loading up rate will change from Loading Rate 1 to Loading Rate 2. | VTOD |
| | Loading Up Breakpoint Warm 2 | MW level from which the warm loading up rate will change from Loading Rate 2 to Loading Rate 3. | VTOD |
| | Loading Up Breakpoint Hot 1 | MW level from which the hot loading up rate will change from Loading Rate 1 to Loading Rate 2. | VTOD |
| | Loading Up Breakpoint Hot 2 | MW level from which the hot loading up rate will change from Loading Rate 2 to Loading Rate 3. | VTOD |
| | Minimum On-time | The minimum time that must elapse from the time a Generator Unit Starts-Up before it can be Shut-Down | VTOD |
| | Maximum On-time | The maximum time that must elapse from the time a Generator Unit Starts-Up before it can be Shut-Down | VTOD |
| | Minimum Off-time | The minimum time that a Generator Unit must remain producing no Active Power or Reactive Power commencing at the time when it stops producing Active Power or Reactive Power. | VTOD |
| | Pumped Storage Cycle Efficiency | (PSCE _{uh} and FBSE _{uh}) <u>For Pumped Storage Units this is $\frac{\text{the ratio between the gross electrical energy consumed to pump a given quantity of water from the lower reservoir to the upper reservoir and the net electrical energy sent out through the release of that quantity of water from the upper reservoir}}{\text{the level of Generation provided by the discharge of a defined quantity of charge from the Battery Storage Unit divided by the level of Demand required to store the same defined quantity of charge.}}$</u> | VTOD |
| | Pumping Load Capacity | For Pumped Storage and Battery Storage, the load consumed by unit during pumping or charging phase (MW). | VTOD |
| | Off To Generating | Time taken to transition from Off to Generating | |
| | Off to Spin Pump | Time taken to transition from Off to Spin Pump | |

| Class / Element | Screen Name | Comment | Data Category |
|-----------------|------------------------|---|---------------|
| | Spin Pump to Pumping | Time taken to transition from Spin Pump to Pumping | |
| | Max Ramp Up Rate | Rate of load increase. Rate of decreasing demand (MW/min). | VTOD |
| | Max Ramp Down Rate | Rate of load reduction. Rate of increasing demand (MW/min). | VTOD |
| | Ramp Up Rate 1 | Ramp Up Rate in MW/min that applies until RAMP_UP_BREAK_PT_1. | VTOD |
| | Ramp Up Rate 2 | Ramp Up Rate in MW/min that applies from RAMP_UP_BREAK_PT_1 until RAMP_UP_BREAK_PT_2. | VTOD |
| | Ramp Up Rate 3 | Ramp Up Rate in MW/min that applies from RAMP_UP_BREAK_PT_2 until RAMP_UP_BREAK_PT_3. | VTOD |
| | Ramp Up Rate 4 | Ramp Up Rate in MW/min that applies from RAMP_UP_BREAK_PT_3 until RAMP_UP_BREAK_PT_4. | VTOD |
| | Ramp Up Rate 5 | Ramp Up Rate in MW/min that applies from RAMP_UP_BREAK_PT_5. | VTOD |
| | Ramp Up Breakpoint 1 | MW level from which the ramp rate will change from Ramp Rate 1 to Ramp Rate 2. | VTOD |
| | Ramp Up Breakpoint 2 | MW level from which the ramp rate will change from Ramp Rate 2 to Ramp Rate 3. | VTOD |
| | Ramp Up Breakpoint 3 | MW level from which the ramp rate will change from Ramp Rate 3 to Ramp Rate 4. | VTOD |
| | Ramp Up Breakpoint 4 | MW level from which the ramp rate will change to Ramp Rate 5. | VTOD |
| | Ramp Down Rate 1 | Ramp Down Rate in MW/min that applies until RAMP_DOWN_BREAK_PT_1. | VTOD |
| | Ramp Down Rate 2 | Ramp Down Rate in MW/min that applies from RAMP_DOWN_BREAK_PT_1 until RAMP_DOWN_BREAK_PT_2. | VTOD |
| | Ramp Down Rate 3 | Ramp Down Rate in MW/min that applies from RAMP_DOWN_BREAK_PT_2 until RAMP_DOWN_BREAK_PT_3. | VTOD |
| | Ramp Down Rate 4 | Ramp Down Rate in MW/min that applies from RAMP_DOWN_BREAK_PT_3 until RAMP_DOWN_BREAK_PT_4. | VTOD |
| | Ramp Down Rate 5 | Ramp Up Rate in MW/min that applies from RAMP_UP_BREAK_PT_5. | VTOD |
| | Ramp Down Breakpoint 1 | MW level from which the ramp rate will change from Ramp Rate 1 to Ramp Rate 2. | VTOD |
| | Ramp Down Breakpoint 2 | MW level from which the ramp rate will change from Ramp Rate 2 to Ramp Rate 3. | VTOD |
| | Ramp Down Breakpoint 3 | MW level from which the ramp rate will change from Ramp Rate 3 to Ramp Rate 4. | VTOD |
| | Ramp Down Breakpoint 4 | MW level from which the ramp rate will change to Ramp Down Rate 5. | VTOD |

| Class / Element | Screen Name | Comment | Data Category |
|-----------------|---|--|---------------|
| | Start Forbidden Range 1 | MW level where restricted loading range (1) starts. Unit must move through this range as quickly as possible | VTOD |
| | End Forbidden Range 1 | MW level where restricted loading range (1) ends. Unit must move through this range as quickly as possible. | VTOD |
| | Start Forbidden Range 2 | MW level where restricted loading range (2) starts. Unit must move through this range as quickly as possible. | VTOD |
| | End Forbidden Range 2 | MW level where restricted loading range (2) ends. Unit must move through this range as quickly as possible. | VTOD |
| | Soak Time Hot 1 | Time below Registered Minimum Stable Generation for which a Unit remains at a constant MW level whilst in a hot state before continuing to increase or decrease output. | VTOD |
| | Soak Time Hot 2 | Time below Registered Minimum Stable Generation for which a Unit remains at a constant MW level whilst in a hot state before continuing to increase or decrease output. | VTOD |
| | Soak Time Warm 1 | Time below Registered Minimum Stable Generation for which a Unit remains at a constant MW level whilst in a warm state before continuing to increase or decrease output. | VTOD |
| | Soak Time Warm 2 | Time below Registered Minimum Stable Generation for which a Unit remains at a constant MW level whilst in a warm state before continuing to increase or decrease output. | VTOD |
| | Soak Time Cold 1 | Time below Registered Minimum Stable Generation for which a Unit remains at a constant MW level whilst in a cold state before continuing to increase or decrease output. | VTOD |
| | Soak Time Cold 2 | Time below Registered Minimum Stable Generation for which a Unit remains at a constant MW level whilst in a cold state before continuing to increase or decrease output. | VTOD |
| | Soak Quantity Hot 1 | MW quantity at which the first Soak Time occurs (hot state). | VTOD |
| | Soak Quantity Hot 2 | MW quantity at which the second Soak Time occurs (hot state). | VTOD |
| | Soak Quantity Warm 1 | MW quantity at which the first Soak Time occurs (warm state). | VTOD |
| | Soak Quantity Warm 2 | MW quantity at which the second Soak Time occurs (warm state). | VTOD |
| | Soak Quantity Cold 1 | MW quantity at which the first Soak Time occurs (cold state). | VTOD |
| | Soak Quantity Cold 2 | MW quantity at which the second Soak Time occurs (cold state). | VTOD |
| | Short Term Maximisation Capacity above MAXGEN | Capacity above MAXGEN that can be sustained for a finite period of time (MW). | VTOD |
| | Short Term Maximisation time | The duration in hours representing the length of time that Short-Term Maximisation can be sustained. | VTOD |

| Class / Element | Screen Name | Comment | Data Category |
|--|---|--|----------------------|
| | Registered Minimum Stable Generation | | VTOD |
| BMI / Demand Offer | Application Type | Must be "BM" | |
| | Trading Date | Trading Date for which the data is submitted. | |
| | Participant Name | Name of the Participant. | |
| | User Name | User Name. | |
| | Mode | Must be NORMAL | |
| | Standing Data Flag | Flag indicating that the submission is of Standing Data | |
| | Version Number | Must be 1.0 | |
| | Resource Name | Must be a valid Resource Name | |
| | Expiry Date | Must be a valid date in the future. | |
| | Standing Day Type | Must be a valid Day Type Parameter value. | |
| | External Identifier | Optional text field that can be used to track submissions by Market Participants. This can be non-unique and cannot be queried (although will be returned in responses if successful). | |
| | Start Time | Used to identify data submitted on aan Imbalance Settlement Period basis. | |
| | End Time | Used to identify data submitted on aan Imbalance Settlement Period basis. | |
| | Forecast Maximum Availability | As submitted by Generator Units for each Trading Day. | FCOD |
| | Forecast Minimum Stable Generation | As submitted by Generator Units for each Trading Day. | FCOD |
| | Forecast Minimum Output | As submitted by Generator Units for each Trading Day. | FCOD |
| | Incremental Price Quantity Curve - Price | Submitted as part of Commercial Offer Data in accordance with Appendix I. | COD |
| | Incremental Price Quantity Curve - Quantity | Submitted as part of Commercial Offer Data in accordance with Appendix I. | COD |
| | Decremental Price Quantity Curve - Price | Submitted as part of Commercial Offer Data in accordance with Appendix I. | COD |
| | Decremental Price Quantity Curve - Quantity | Submitted as part of Commercial Offer Data in accordance with Appendix I. | COD |
| Shut Down Cost | Submitted as part of Commercial Offer Data in accordance with Appendix I. | COD | |
| BMI / Demand Technical Offer Data | Resource Name | Must be a valid Resource Name | VTOD |
| | Date Type | Must be "SUBMISSION" | |
| | Version Number | Must be "1.0" | |
| | Validation Data Set Number | Numerical identifier associated with a Validation Data Set Must be between 1 and 6 | |

| Class / Element | Screen Name | Comment | Data Category |
|--|----------------------------|--|---------------|
| | External Identifier | Optional text field that can be used to track submissions by Market Participants. This can be non-unique and cannot be queried (although will be returned in responses if successful). | |
| | Max Ramp Up Rate | Rate of load increase. Rate of decreasing demand (MW/min). | VTOD |
| | Max Ramp Down Rate | Rate of load reduction. Rate of increasing demand (MW/min). | VTOD |
| | Minimum Down Time | Minimum amount of time the Demand Side Unit can be curtailed.(in Hours) | VTOD |
| | Maximum Down Time | Maximum amount of time the Demand Side Unit can be curtailed.(in Hours) | VTOD |
| BMI / Validation Technical Offer Data Choice | Application Type | Must be "BM" | |
| | Trading Date | Trading Date for which the data is submitted. | |
| | Participant Name | Name of the Participant. | |
| | User Name | User Name. | |
| | Mode | Must be NORMAL | |
| | Resource Name | Must be a valid Resource Name | |
| | Validation Data Set Number | Numerical identifier associated with a Validation Data Set | |
| | Version Number | Must be 1.0 | |
| | External Identifier | Optional text field that can be used to track submissions by Market Participants. This can be non-unique and cannot be queried (although will be returned in responses if successful). | |
| BMI / Physical Notifications | Application Type | Must be "BM" | PND |
| | Trading Date | Trading Date for which the data is submitted. | PND |
| | Participant Name | Name of the Participant. | PND |
| | User Name | User Name. | PND |
| | Mode | Must be NORMAL | PND |
| | Version Number | Must be 1.0 | PND |
| | Resource Name | Must be a valid Resource Name | PND |
| | Curve Type | Must be 'A01' or 'A04' | PND |
| | Start Time | Start Time of the PN Segment | PND |
| | From MW | Must be >=0 for all Generators apart from Pumped Storage Units. | PND |
| | End Time | End Time of the PN Segment | PND |
| | To MW | Must be >=0 for all Generators apart from Pumped Storage Units. | PND |
| | Under Test Flag | True or False | PND |
| | Reason | Must be provided for each PN segment, where Under Test Flag is true. | PND |

| Class / Element | Screen Name | Comment | Data Category |
|-------------------------------|--|--|---------------|
| | External Identifier | Optional text field that can be used to track submissions by Market Participants. This can be non-unique and cannot be queried (although will be returned in responses if successful). | PND |
| BMI / Settlement Reallocation | Application Type | Must be "BM" | |
| | Trading Date | Trading Date for which the data is submitted. | |
| | Participant Name | Name of the Participant. | |
| | User Name | User Name. | |
| | Mode | Must be NORMAL | |
| | Standing Data Flag | Flag indicating that the submission is of Standing Data | |
| | Version Number | Must be 1.0 | |
| | Principal Participant Name | Must be a valid Participant. | |
| | Secondary Principal Name | Must be a valid Participant. | |
| | External Identifier | Optional text field that can be used to track submissions by Market Participants. This can be non-unique and cannot be queried (although will be returned in responses if successful). | |
| | Start Date | The starting date of the SRA. It has to be greater than D for a new submission. | |
| | End Date | This is the ending date of the SRA. It has to be greater than D for any submission. The end date also has to be greater than equal to the start_date. | |
| | Agreement Name | A name for the SRA as provided by a Participant. | |
| Cancel Flag | When cancel_flag is submitted as true, an existing SRA with the principal_participant_name, secondary_participant_name, start_date and end_date must exist | | |

**~~APPENDIX 3: POST TEMPLATE FOR MO TO MP FOR REQUEST
AUTHORISATION TO CHANGE BANKING DETAILS (AS
PER STEP 2 OF TABLE 1A)~~**

-
Note: this template may now be available to download, if not updated template will be included here

APPENDIX 4: BANKING DETAILS INSTRUCTIONS

Note: this template may now be available to download, if not updated template will be included here