

# Trading and Settlement Code

Agreed  
Procedure 4:  
Transaction  
Submission and  
Validation

April 7

2017

Version 1.0

## Contents

<b>1. Introduction</b>	<b>1</b>
1.1 Background and Purpose	1
1.2 Scope of Agreed Procedure	1
1.3 Definitions	2
1.4 Compliance with Agreed Procedure	2
<b>2. Overview</b>	<b>3</b>
2.1 Communication Channels	3
2.2 Timing and Sequencing of Data Transaction Submissions	3
2.3 Submission of Participant Data Transactions	3
2.3.1 Key Participant Activities	3
2.3.2 Data Transaction Classes and Elements	3
2.3.3 Data Transaction Identifiers	5
2.3.4 Data Transaction Validation	5
2.3.5 Data Transaction Submission Timelines	5
2.4 Approval of Data Transactions	7
2.5 Data Submission: Market Operator Response Messages	10
2.6 Default Data	10
2.6.1 Introduction	10
2.6.2 Registration Default Data	11
2.6.3 Initial Submissions of Registration Default Data at Unit Registration	11
2.6.4 Submissions of Updates to Registration Default Data	11
2.7 Standing Offer Data	11
2.7.1 Introduction	11
2.7.2 Submission of Standing Offer Data, Commercial and Technical Offer Data	12
2.8 Starting Gate Data	12
2.9 Validation of Technical Offer Data	13
2.9.1 Submission of Validation Data Sets	13
2.9.2 Choice of Validation Data Sets for a Trading Day	13
2.9.3 Change of Validation Data Set	13
2.10 Procedure for Data Submission, Query and Report Request	16
2.11 Procedure for Authorisation to Change Banking Details	17
<b>3. Procedural Steps</b>	<b>18</b>
3.1 Cancellation of a Unit Under Test for Gate Closure 1 run in D-1	18

APPENDIX 1: Definitions and Abbreviations .....	21
APPENDIX 2: Business Data Contained in Each Element .....	24

## DOCUMENT HISTORY

Version	Date	Author	Comment
Draft	07/04/2017	I-SEM Project Team	

## RELATED DOCUMENTS

Document Title	Version	Date	By
Trading and Settlement Code			
Agreed Procedure 1 "Registration"			
Agreed Procedure 3 "Communication Channel Qualification."			
Agreed Procedure 5 "Data Storage and IT Security"			
Agreed Procedure 7 "Emergency Communications"			
Agreed Procedure 11 "Market System Operation, Testing, Upgrading and Support"			

# 1. INTRODUCTION

## 1.1 Background and Purpose

This Agreed Procedure supplements the rules set out in the Trading and Settlement Code (hereinafter referred as the “**Code**”) in relation to submission and validation of Data Transactions. It sets out procedures with which Parties to the Code must comply.

## 1.2 Scope of Agreed Procedure

This Agreed Procedure sets out the process by which Data Transactions are submitted by Participants (excluding System Operators and Interconnector Administrators) and the process for the issue of Data Transactions by the Market Operator.

This Agreed Procedure provides details in relation to the following:

- (a) Communication Channels supporting the submission of Data Transactions;
- (b) Timing and sequencing of Data Transactions;
- (c) Rules and processes supporting the submission of Data Transactions;
- (d) Approval of Data Transactions;
- (e) Data submission and Market Operator response messages;
- (f) Default Data rules; and
- (g) Process for Authorisation of Data Transactions containing a change to banking details.

The following are outside the scope of this Agreed Procedure:

- (a) Authentication and non-repudiation of any data surrounding the communication of any Data Transaction over a Type 2 Channel or Type 3 Channel (refer to Agreed Procedure 5 “Data Storage and IT Security” for further information);
- (b) Interconnector Administrator Data Transactions;
- (c) System Operator Data Transactions; and,
- (d) Type 1 Channels.

The Data Transactions within the scope of this Agreed Procedure are those submitted by the Participants (excluding Interconnector Administrators and System Operators) to the Market Operator and the messages that the Market Operator submits in response.

This Agreed Procedure forms an annex to, and is governed by, the Code. It sets out procedures to be followed subject to the rights and obligations of Parties under the Code. In the event of any conflict between a Party’s obligations set out in the Code and this Agreed Procedure, the Code shall take precedence.

It is not intended that there be any inconsistency or conflict between section 2 “Overview” and section 3 “Procedural Steps”. However, in the event of any inconsistency or conflict, section 3 “Procedural Steps” shall take precedence.

In section 3 “Procedural Steps” a corresponding process flow diagram is included for each procedural steps table. Process flow diagrams are for illustrative purposes. It is not intended that there be any inconsistency or conflict between any procedural steps table and process flow diagram however, in the event of any inconsistency or conflict, a procedural steps table shall take precedence.

### **1.3 Definitions**

Words and expressions defined in the Code shall, unless the context otherwise requires or unless otherwise defined herein at Appendix 1 “Definitions and Abbreviations”, have the same meanings when used in this Agreed Procedure.

References to particular sections relate internally to this Agreed Procedure unless specifically noted.

### **1.4 Compliance with Agreed Procedure**

Compliance with this Agreed Procedure is required under the terms set out in the Code.

## **2. OVERVIEW**

### **2.1 Communication Channels**

The Market Operator shall allow communication with Participants via three defined Communication Channel Types: Type 1 Channel, Type 2 Channel and Type 3 Channel as set out in paragraph C.2.1.1 of the Code.

### **2.2 Timing and Sequencing of Data Transaction Submissions**

Data Transactions received by the Market Operator's Isolated Market System are generally processed on a first come first served basis. However, to facilitate throughput of Data Transactions, various levels of parallelism and pooling are implemented, which could result in certain scenarios in which this sequencing cannot be guaranteed. Such instances include (without limitation):

- (a) The Isolated Market System operates across multiple Market Operator sites, each with a separate Balancing Market system. As each Balancing Market System operates independently, sequencing of Data Transactions submitted concurrently will depend on the processing of each Data Transaction by the respective Balancing Market System.
- (b) As Data Transactions covering the same data may be submitted via multiple Communication Channels at the same time, sequencing will depend on the processing of such Data Transactions by the Market Operator's Isolated Market System.

As a result of these scenarios where sequencing cannot be guaranteed, any specific Participant requirement around sequencing will need to be enforced by appropriate business and/or system processes implemented by the Participant. For example, a Participant wishing to use only the Type 3 Channel for a single User and login identifier could configure their systems such that each Data Transaction is submitted in sequence, with a Market Operator response required prior to submitting a subsequent Data Transaction.

### **2.3 Submission of Participant Data Transactions**

#### *2.3.1 Key Participant Activities*

Each Participant may perform any of the following activities:

- (a) Data Transaction submission;
- (b) query of System Data.

#### *2.3.2 Data Transaction Classes and Elements*

Table 1 below specifies each class of Data Transaction covered in this Agreed Procedure and each constituent Element (with the components of each Element being detailed in Appendix 2 "Business Data Contained in Each Element"). Where a Participant submits Data Transactions via Type 3 Channel, one or many Elements and / or one or many occurrences of these Elements may be included in the same Data Transaction, as per the sequence set out in Table 1. No Data Transaction may contain Elements from different Data Transaction classes. Additional restrictions are as follows:

- (a) only one Settlement Reallocation Data Element may be included within any individual Data Transaction; and,

- (b) in the case of Data Report Data Transactions, a Participant shall be able to request a specific Data Report or request a list of all available Data Reports (a directory listing).

**Table 1: Class and Element Mapping with Participant Activities**

<b>Class</b>	<b>Element</b>	<b>Relevant for Data Submission?</b>	<b>Relevant for query of System Data?</b>	<b>Relevant for Report Query?</b>
MPR	Participant	Yes	Yes	
MPR	Participant Validity	Yes	Yes	
MPR	Participant: Balancing Market Data	Yes	Yes	
MPR	Participant: Capacity Market Data	Yes	Yes	
MPR	User	Yes	Yes	
MPR	User: System Access Data	Yes	Yes	
MPR	User: Key Contacts	Yes	Yes	
MPR	User: Authorisation	Yes	Yes	
MPR	User: Notifications	Yes	Yes	
MPR	Bank Data	Yes	Yes	
MPR	Trading Site	Yes	Yes	
MPR	Resource	Yes	Yes	
MPR	Resource Validity	Yes	Yes	
MPR	Resource: Balancing Market Data	Yes	Yes	
MPR	Resource: Capacity Market Data	Yes	Yes	
BMI	Generator Offer Data	Yes	Yes	
BMI	Generator Validation Technical Offer Data	Yes	Yes	
BMI	Demand Offer Data	Yes	Yes	
BMI	Demand Validation Technical Offer Data	Yes	Yes	
BMI	Validation Technical Offer Data Set Choice	Yes	Yes	
BMI	Physical Notification Data	Yes	Yes	
BMI	Settlement Reallocation Agreement Data	Yes	Yes	



Class	Element	Relevant for Data Submission?	Relevant for query of System Data?	Relevant for Report Query?
BMI	BMI Reports (trading and settlement)			Yes

\* Where submitted within a single message

Further information in relation to the data that makes up each of these Elements can be found in Appendix 2 of this Agreed Procedure.

### 2.3.3 Data Transaction Identifiers

Data Transaction identifiers may be submitted by Participants as part of messages that contain Data Transactions, in accordance with the following:

- (a) **Data submission:** When submitting Data Transactions containing Elements which belong to the “BMI” Class (with the exception of BMI Data Report requests), a Participant may include an External ID which, if received by the Market Operator’s Isolated Market System shall be included within the Market Operator’s response message.
- (b) **Query of System Data:** When submitting a query of System Data, a Participant may not include an External ID as part of the associated message. Where an External ID has been stored as the result of an Accepted Data Transaction, the Market Operator shall include such External ID in the response message to a related query.

### 2.3.4 Data Transaction Validation

Upon submission of a Data Transaction by a Sending Party, the Central Market System shall perform high-level validations to ensure that:

- (a) the submitted message containing the Data Transaction is correctly formatted;
- (b) the Sending Party is authorised to submit the Data Transaction (including digital signature);
- (c) the Data Transaction is submitted within the required timeframes (as summarised in section 2.3.5); and
- (d) all required data are present.

Further details on the rules governing the format, content and validation of Data Transactions and response messages are available in the Technical Specification.

### 2.3.5 Data Transaction Submission Timelines

The timelines within which Data Transactions can be submitted differ by Data Transaction, where the start and end times are as set out in Table 2 “Data Transaction Submission Timelines” and Table 3 “Data Transaction Submission Windows” below.

**Table 2: Data Transaction Submission Timelines**

<b>Submission Window</b>	<b>Start Time</b>	<b>End Time</b>
Prior to Gate Closure 1	Gate Opening, 12:00 19 days prior to the Trading Day.	13:30 on the day prior to the Trading Day
Prior to Gate Closure 2	Gate Opening, 12:00 19 days prior to the Trading Day	One hour before the start of the Imbalance Settlement Period
System Data retrieval window	Once Accepted	No end time, although subject to data availability
Settlement Reallocation Agreement window	60 days prior to the day on which the first document to be covered by the relevant Settlement Reallocation Agreement is scheduled to issue	20 WD prior to the day on which the first document to be covered by the relevant Settlement Reallocation Agreement is scheduled to issue
Standing Data window	At any time, following Effective Date of Generator Unit	At any time, following Effective Date of Generator Unit

**Table 3: Data Transaction Submission Windows**

<b>Data Transaction</b>	<b>Permitted Submission Window(s)</b>
Commercial Offer Data – Default Data	From Gate Opening to Gate Closure 1
Commercial Offer Data – Normal Submission	
Technical Offer Data – Default Data	
Technical Offer Data – Normal Submission of non-Validation Technical Offer Data elements	
Commercial Offer Data – Forecast Availability, Minimum Stable Generation and Minimum Output	
Registration Data / Validation Registration Data	
Technical Offer Data – Validation Technical Offer Data Set Selection	
Physical Notification Data	

<b>Data Transaction</b>	<b>Permitted Submission Window(s)</b>
Commercial Offer Data – Normal Submission Commercial Offer Data – Forecast Availability, Minimum Stable Generation and Minimum Output	From Gate Opening to Gate Closure 2
Physical Notification Data	
Settlement Reallocation Agreement	Settlement Reallocation Agreement window
Query of System Data	System Data retrieval window
Commercial Offer Data – Standing Data Technical Offer Data – Standing Data	Standing Data window

## 2.4 Approval of Data Transactions

This section describes the timelines associated with the approval of different Data Transactions and their Elements. Various Data Transactions contain Elements which require more time than others for Market Operator approval (including System Operator approval as appropriate).

**Table 4: Data Transaction Approval Requirements**

<b>Class</b>	<b>Element</b>	<b>Approval Requirements</b>
BMI	Generator Offer Data	<p>XXX</p> <p>The first Imbalance Settlement Period in a submission for Forecast Availability Profile, Forecast Minimum Stable Generation Profile, or Forecast Minimum Output Profile, must be at the start of the earliest Open Imbalance Settlement Period in the relevant Trading Day.</p> <p>The final Imbalance Settlement Period in a submission for Forecast Availability Profile, Forecast Minimum Stable Generation Profile, or Forecast Minimum Output Profile, must be at the later of the final Imbalance Settlement Period in the relevant Trading Day, or the final Imbalance Settlement Period in the latest Trading Day for which the gate for the submission of offers to the Day-ahead Market has closed.</p>
BMI	Generator Validation Technical Offer Data	<p>SO approval time up to 10 Working Days from the date of submission.</p> <p>MO approval time up to one Working Day following notification of SO response.</p>

<b>Class</b>	<b>Element</b>	<b>Approval Requirements</b>
BMI	Demand Offer Data	<p>XXX</p> <p>The first Imbalance Settlement Period in a submission for Forecast Availability Profile, Forecast Minimum Stable Generation Profile, or Forecast Minimum Output Profile, must be at the start of the earliest Open Imbalance Settlement Period in the relevant Trading Day.</p> <p>The final Imbalance Settlement Period in a submission for Forecast Availability Profile, Forecast Minimum Stable Generation Profile, or Forecast Minimum Output Profile, must be at the later of the final Imbalance Settlement Period in the relevant Trading Day, or the final Imbalance Settlement Period in the latest Trading Day for which the gate for the submission of offers to the Day-ahead Market has closed.</p>
BMI	Demand Validation Technical Offer Data	<p>SO approval time up to 10 Working Days from the date of submission.</p> <p>MO approval time up to one Working Day following notification of SO response.</p>
BMI	Validation Technical Offer Data Set Choice	A Validation Data Set may be selected up to 10 minutes prior to Gate Closure 1 for the relevant Trading Day.
BMI	Physical Notification Data	<p>XXX</p> <p>Each From MW Level and To MW Level in a PND submission cannot be less than the Registered Minimum Output for the Unit, and cannot be greater than the Maximum Generation for the Unit.</p> <p>Each From MW Level and Time in a PND submission must have the same values as the immediately previous To MW Level and Time, with the exception of the first From MW Level and Time for the submission.</p> <p>The first From Time in a PND submission must be at the start of the earliest Open Imbalance Settlement Period in the relevant Trading Day.</p> <p>The final To Time in a PND submission must be at the later of the end of the final Imbalance Settlement Period in the relevant Trading Day, or the end of the final Imbalance Settlement Period in the latest Trading Day for which the gate for the submission of offers to the Day-ahead Market has closed.</p>
BMI	Settlement Reallocation Agreement Data	As set out in Agreed Procedure 10 'Settlement Reallocation'

<b>Class</b>	<b>Element</b>	<b>Approval Requirements</b>
BMI	BMI Reports (trading and settlement)	XXX

## 2.5 Data Submission: Market Operator Response Messages

For all Type 3 Channels and for all Type 2 Channels that involve uploading an xml file to the Market Operator, the Sending Party shall receive a response message from the Market Operator's Isolated Market System as detailed in Table 5 below.

For Type 2 Channel submissions using Web Forms, the responses shall be displayed on the screen.

**Table 5: Data Transaction Market Operator Response Messages**

<b>Class</b>	<b>Request</b>	<b>Response if Valid</b>	<b>Response if Invalid</b>
BMI (not BMI Reports)	Submit	Original Data , Processing Statistics and Messages	Original Data , Processing Statistics and Messages
BMI (not BMI Reports)	Query	Original Data , Processing Statistics and Messages	Original Data , Processing Statistics and Messages
MPR	Submit	Original Data , Processing Statistics and Messages	Original Data , Processing Statistics and Messages
MPR	Query	Original Data and Messages	Original Data and Messages
BMI Report	List Reports	Original Data and Messages	Original Data and Messages
BMI Report	Report	Report	Original Data and Messages

Each response message shall include the Confirmation Notice for the Data Transaction and the Validation Notice or Rejection Notice for each Element within the Data Transaction. Such response message shall be automatically issued by the Market Operator when a Data Transaction is received. If an expected response message is not received within an acceptable timeframe, the affected Participant shall check its internet connection and systems and contact the Helpdesk. In the event that this does not resolve the issue, Agreed Procedure 7, "Emergency Communications" provides details in relation to system and communication failures and the associated notification processes.

## 2.6 Default Data

### 2.6.1 Introduction

Default rules for TOD and COD apply for Generator Units, unless otherwise specified in the Code, in order to ensure that valid TOD or COD will be available at the relevant Gate Closure. Default Data comprises various data items of Commercial Offer Data, Technical Offer Data and Registration Data.

### 2.6.2 *Registration Default Data*

Registration Default Data refers to business data, in the Resource Element and Resource sub elements (as detailed in Appendix 2 “Business Data Contained in Each Element”). It is not anticipated that Registration Default TOD will change on a regular basis and is considered similar to static data.

### 2.6.3 *Initial Submissions of Registration Default Data at Unit Registration*

Registration Default Data must be submitted during Unit Registration. Once approved by the Market Operator, this Registration Default Data will apply from the first Trading Day of participation in respect of the Unit and will be effective indefinitely, until updates are submitted and approved.

In respect of Technical Offer Data, the following will be submitted as part of Unit Registration:

- a) a set choice via the Validation Data Sets portion of the Balancing Market Interface (Validation Technical Offer Data).
- b) Registration TOD via the Standing Offer Data channel.

### 2.6.4 *Submissions of Updates to Registration Default Data*

Registration Default Data can be updated by a Participant at any time, by submitting new Registration Default Data. Once approved, the Registration Default Data will be applicable from an ‘Effective From’ date as specified in the Data Transaction.

All COD, including Default Data, will be submitted via the Standing Offer Data and Offer Data channels. There will be two subsets of TOD submitted, a set choice via the Validation Data Sets portion of the Balancing Market Interface (Validation Technical Offer Data) and additional TOD via the Standing Offer Data and Offer Data channels.

## **2.7 Standing Offer Data**

### 2.7.1 *Introduction*

Standing Offer Data comprises Generator Offer Data and Demand Offer Data Elements (as detailed in Appendix 2 “Business Data Contained in Each Element”). Standing Offer Data is comprised of both Commercial Offer Data and Technical Offer Data items, and is utilised as Gate Closure Data in respect of the relevant Gate Closure 1 to ensure that there is always valid Offer Data available for a Generator Unit (as described in section 2.87).

Standing Offer Data has a Day Type Parameter which defines generic calendar days for which the registered data will apply. The Day Type Parameter in respect of Standing Data may have one of the values SUN, MON, TUE, WED, THU, FRI, SAT or ALL. Each Generator Unit must have a Standing Offer Data set of type “ALL”. It is optional to submit Standing Offer Data sets with one or more of the other Day Type Parameter values.

- (a) Where the Day Type Parameter has value “ALL”, the corresponding Standing Offer Data shall:
  - i. apply to any date where Standing Offer Data does not have a Day Type Parameter that is set to “ALL”; and
  - ii. have no Expiry Date.

- (b) Where the Day Type Parameter does not have value “ALL”, the corresponding data may have an optional associated Expiry Date which shall be defined by the Participant upon submission and:
- i. if no Expiry Date is associated with the Standing Offer Data set, the values shall be used indefinitely by the Market Operator for the relevant calendar day which corresponds with the Day Type Parameter value; or
  - ii. following the Expiry Date for a given set of Standing Offer Data with a particular Day Type Parameter value, the Market Operator shall not utilise the data as Default Data for the associated Generator Unit.

Standing Offer Data is initially created as part of the Unit Registration process and may be updated following Communication Channel Qualification (i.e. when access to the Central Market Systems is granted to a Party by the Market Operator).

The earliest effective date for a Standing Offer Data submission is Trading Day + 19 days. In the event that data conversion (i.e. changing Standing Offer Data to Commercial Offer Data and Technical Offer Data at the relevant Gate Opening) fails, the Market Operator shall contact the Participant to add Commercial Offer Data and Technical Offer Data and update Standing Offer Data if appropriate, with an aim to resolve the situation within 5 Working Days.

#### *2.7.2 Submission of Standing Offer Data, Commercial and Technical Offer Data*

Standing Offer Data, Commercial and Technical Offer Data must be submitted by Participants using the relevant designated Communication Channels subject to the following:

- (a) As part of the initial registration process (as described in Agreed Procedure 1 “Registration”), the Market Operator shall enter Standing Offer Data and/or Commercial and Technical Offer Data on behalf of all Participants.
- (b) In accordance with Agreed Procedure 7 “Emergency Communications”, where there is a system or communication failure, the Market Operator shall enter Standing Offer Data and / or Commercial and Technical Offer Data on behalf of any affected Participant.
- (c) With the exception of the circumstances outlined at (a) and (b) above, the Market Operator shall not enter Standing Offer Data or Commercial and Technical Offer Data on behalf of Participants. If a Participant fails to submit Offer Data for a particular Trading Day then Gate Closure Data shall be used, as outlined in section 2.6.7.

## **2.8 Starting Gate Data**

For each Gate Closure, the Gate Closure Data shall be defined as set out Table 6 below and shall be the Default Data in respect of the Trading Day in the event that no Data Transactions including the required data items are Accepted prior to the associated Gate Closure.



**Table 6: Gate Closure Data**

<b>Gate Closure</b>	<b>Gate Closure Data</b>
GC1	a) Commercial and Technical Data if Accepted prior to or at Gate Closure 1; or b) Standing Offer Data with Day Type Parameter corresponding to the relevant Trading Day, if such data is registered; or c) Standing Offer Data with Day Type Parameter "ALL".
GC2	a) Commercial and Technical Data if Accepted prior to or at Gate Closure 2; or b) Accepted data as at Gate Closure 1.

## **2.9 Validation of Technical Offer Data**

### *2.9.1 Submission of Validation Data Sets*

Participants may create up to six Validation Data Sets ("VDSs") via the Balancing Market Interface. The VDS designated number "one" is designated the "Default" set. Participants may submit each of the six VDSs via the Balancing Market Interface "Validation Data Sets" web page. Upon receipt of a new VDS, the Market Operator shall forward the set to the System Operators for approval. If approval is received, the Market Operator shall approve each VDS through the Balancing Market Interface displays. Thereafter, the VDS will be identified using its VDS number.

### *2.9.2 Choice of Validation Data Sets for a Trading Day*

In submitting a VDS selection to a particular Trading Day, Participants may submit three values: (i) a Trading Day; (ii) VDS number designating the VDS selected for that respective Trading Day; and (iii) an identifier of the Gate Closure to which the VDS selection relates. This data shall be submitted via the VDSs web page or via Type 3 Channel.

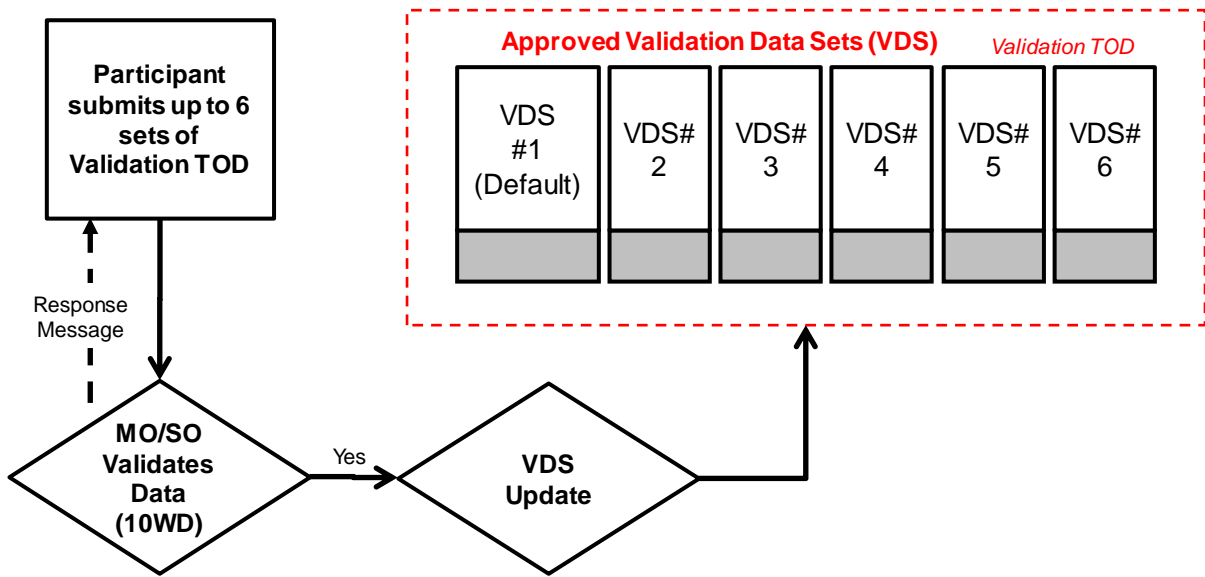
This data shall be accepted up to [x] minutes prior to Gate Closure 1, for the Trading Day. Following 10 minutes prior to the relevant Gate Closure, Participants shall be blocked from making any further choice of Validation Data Set data for that Gate Closure. In the event that a Participant does not make an explicit VDS number choice for a given Gate Closure, the Default Data shall apply.

Participants may upload each VDS via Type 2 Channel or via Type 3 Channel.

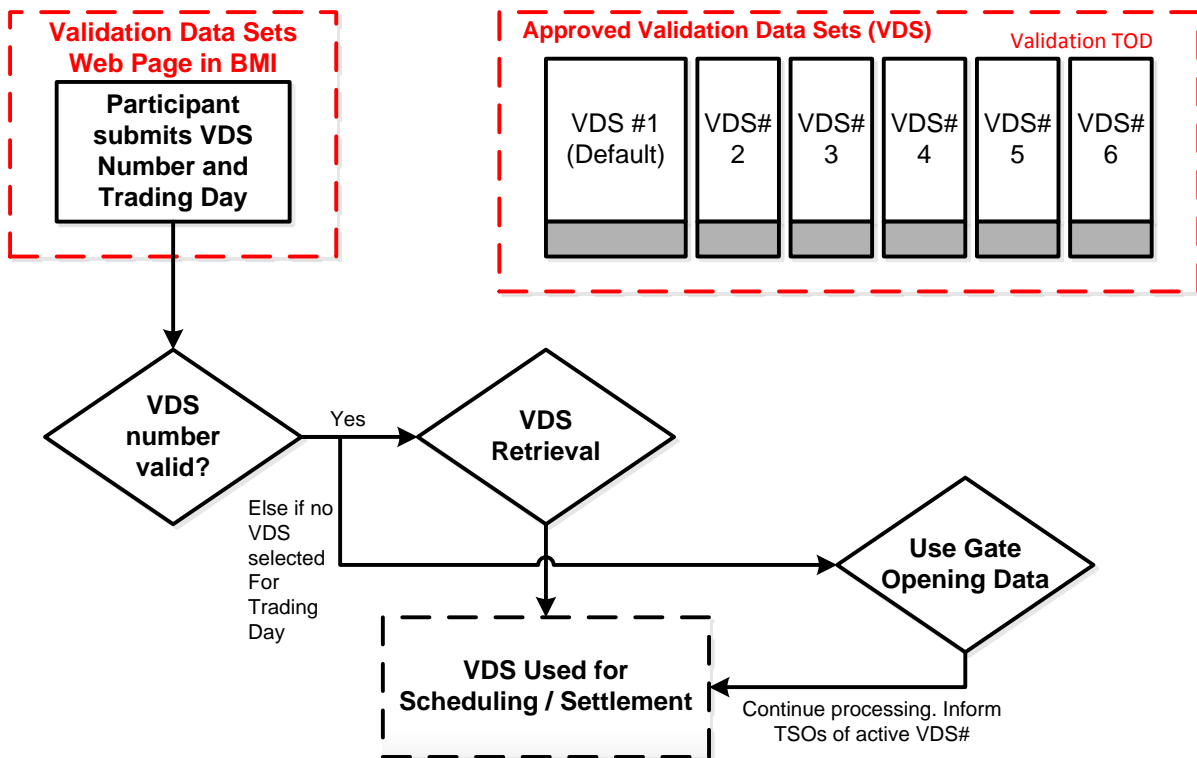
### *2.9.3 Change of Validation Data Set*

If a Participant wishes to change the data elements of a VDS, it may do so in accordance with the "Submission of Validation Data Sets" process set out at section 2.7.1 above. The approval time for this submission is outlined in Table 4 "Data Transaction Approval Requirements".

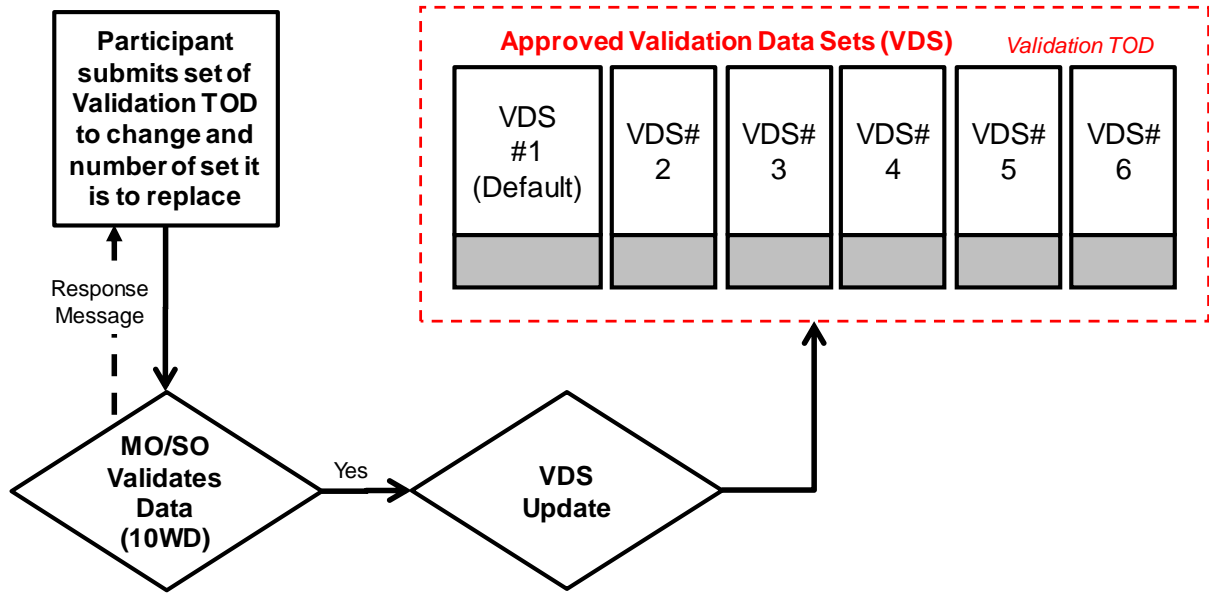
**Initial set-up of 6 Validation Data Sets**



**Daily Choice of Validation Data Sets**



## Validation Data Set Update



## 2.10 Procedure for Data Submission, Query and Report Request

Table 7 “Participant Data Transaction Submission Process” below details the procedure by which Data Transactions are submitted via Type 2 Channel or Type 3 Channel by a Participant. The process also describes the actions required by the Market Operator (including via its Isolated Market System) to receive Data Transactions submitted by Participants via Type 2 Channels and Type 3 Channels.

**Table 7: Participant Data Transaction Submission Process**

Step	Market Operator Action	Participant Action
1.		Participant system establishes a connection with the Market Operator’s Isolated Market System.
2.		Participant system selects the required Data Transaction and submits it using the established connection.
3.	Market Operator’s Isolated Market System returns a response message over the established connection.	
4.		Participant system receives the response message over the established connection.
5.	If the response message indicates that there is no error in any Element of a Data Transaction, this confirms that the submitted Data Transaction and all of the relevant Elements of the Data Transaction have been stored in the Market Operator’s Isolated Market System.	
6.	If the response message indicates that there is an error in a Data Transaction for a given Element, this particular Data Transaction shall be rejected. Any other Data Transactions included within the same message which have no errors shall be deemed successful and shall be stored in the Market Operator’s Isolated Market System.	If the response message indicates that there is an error in a Data Transaction for a given Element, the Participant shall, as required, submit a new Data Transaction.
7.		If no response is received, the Participant shall act in accordance with paragraph C.3.1.5 of the Code.

## 2.11 Procedure for Authorisation to Change Banking Details

Table 8 “Authorisation to change Banking Details” below details the process by which authorisation is carried out by a Participant in respect of its banking details. This process includes a number of steps which shall be carried out via Type 1 Channel, but may be instigated by a Participant submitting a Data Transaction containing new or updated banking details via a Type 2 Channel or Type 3 Channel.

**Table 8: Authorisation to change Banking Details**

Step	Market Operator Action	Participant Action
1.		Participant submits revised banking details using Type 2 Channel or Type 3 Channel
2.	Market Operator sends the proposed revised banking details, to the Participant by post (to the address detailed in the Market System for the Participant), for authorisation by Participant (template available on Market Operator’s website)	
3.		Participant verifies that proposed revised banking details match revised banking details by adding A and B signatures of authorised personnel and submits the revised banking details on company headed paper to Market Operator by registered post.
4.	Market Operator verifies that signatures on revised banking details (returned by registered post) match their copy of authorised signatures (hardcopy of template in Appendix 4)	
5.	Market Operator emails Participant to confirm Banking details have been verified and will be changed on the effective date provided in the acceptance of banking details email.	
6.	Market Operator changes Banking details within 5 working days of the banking details being verified. With effect from the effective date provided in the acceptance of banking details email.	
7.		If Participant wants to change Authorised signatories then they must re-submit the details with the banking details form by submitting it in its original form by registered post.

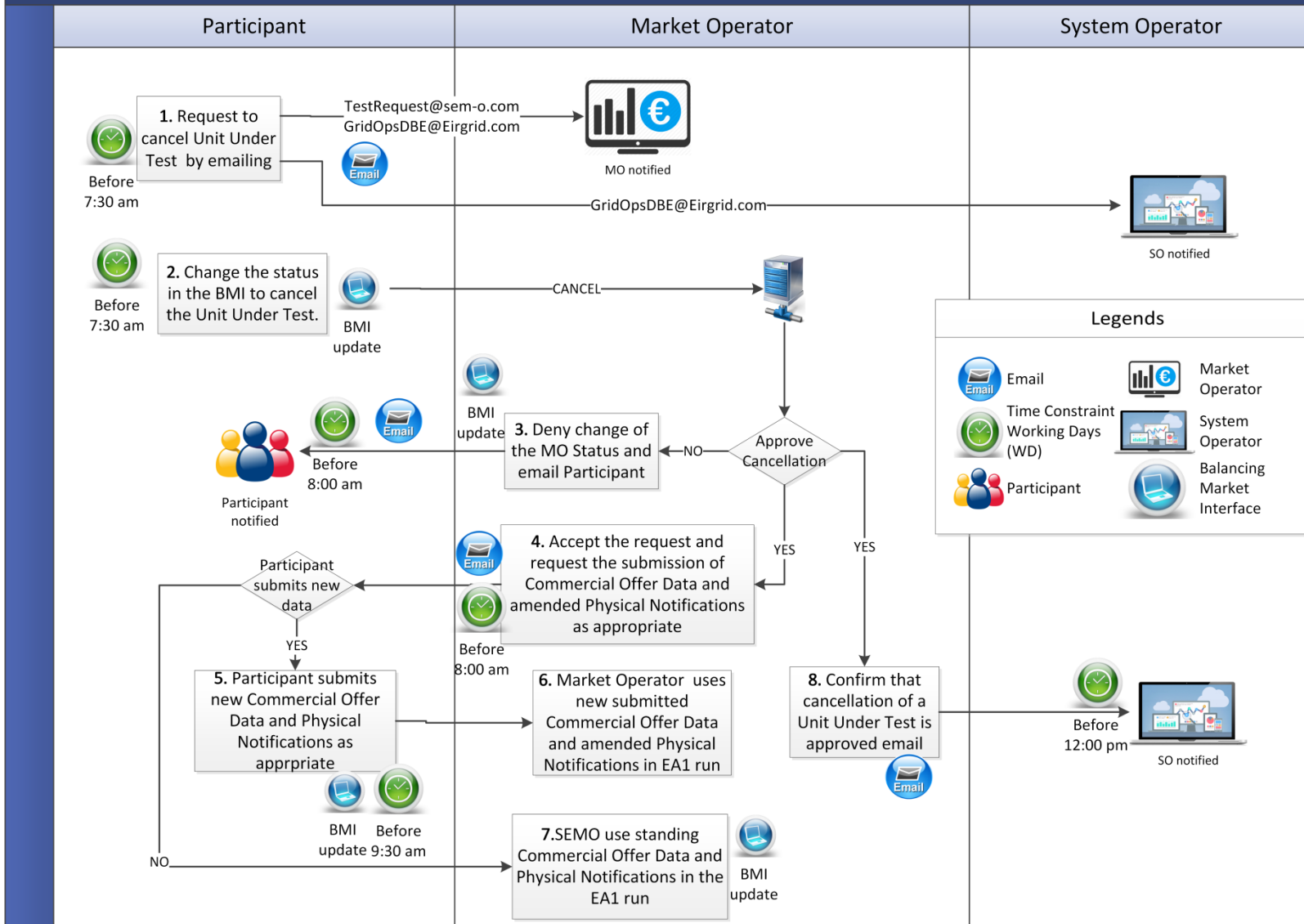
### 3. PROCEDURAL STEPS

#### 3.1 Cancellation of a Unit Under Test for Gate Closure 1 run in D-1

Step	Procedural Step	Timing	Method	By/From	To
1	Request to cancel Unit Under Test by email: TestRequest@sem-o.com GridOpsDBE@Eirgrid.com	Before 7.30am	Email	Participant	Market Operator and System Operators
2	Change the status in the BMI to cancel the Unit Under Test.	Before 7.30am	Update BMI	Participant	-
3	If rejecting the cancellation of the Unit Under Test in the BMI, deny change of status on the Market Operator Status and email Participant stating request has been rejected, <b>end process</b> , otherwise continue to step 4.	Before 8.00am	Update BMI	Market Operator	Participant
4	If approving the cancellation of the Unit Under Test in the BMI. Set Market Operator Status to 'Approved'.	Before 8.00am	Update BMI Email	Market Operator	Participant
5	Email Participant stating the request has been accepted and requesting them to submit Commercial Offer Data and amended Physical Notifications as appropriate in the BMI.	Before 8.00am	Email	Market Operator	Participant

<b>6</b>	(a) Participant submits new Commercial Offer Data and amended Physical Notifications as appropriate in the BMI; or (b) Participant does not submit new Commercial Offer Data and amended Physical Notifications as appropriate in the BMI.	Before 9.30am	Update BMI	Participant	-
<b>7</b>	(a) SEMO use new submitted Commercial Offer Data and amended Physical Notifications as appropriate in the EA1 run; or (b) SEMO use standing Commercial Offer Data and Physical Notifications as appropriate in the EA1 run if Participant has not submitted new Commercial Offer Data.	EA1 run at 9.30am	Update BMI	Market Operator	-
<b>8</b>	To confirm that cancellation of a Unit Under Test is approved e-mail: <ul style="list-style-type: none"><li>• <a href="mailto:neartime@eirgrid.com">neartime@eirgrid.com</a></li><li>• <a href="mailto:GridOpsDBE@Eirgrid.com">GridOpsDBE@Eirgrid.com</a></li></ul>	Before 12.00pm	Email	Market Operator	System Operators

# Cancellation of a Unit Under Test





---

## APPENDIX 1: DEFINITIONS AND ABBREVIATIONS

---

### Definitions

<b>Balancing Market Interface</b>	means the function within the Market Operator's systems that interfaces to the Type 2 Channel and Type 3 Channel communications in accordance with the Code.
<b>Bank Data</b>	means data relating to banking details first submitted at Party registration.
<b>Class</b>	means a classification of data submitted by Participants in Data Transactions as contained within a single message.
<b>Data Report</b>	means the provision of data by the Market Operator to certain Participants or all of them.
<b>Day Type Parameter</b>	means a parameter which is associated with Standing Data, which specifies whether that Standing Data applies generically to a calendar day.
<b>Element</b>	means set of business data submitted as part of a Class of Data Transaction, as detailed in section 2.3.2.
<b>External ID</b>	means, for submission of Data Transactions, the schema will allow the Participant to provide an optional Data Transaction ID, called External ID.
<b>Isolated Market System</b>	has the meaning given to it in the Code and, in the case of the Market Operator and each System Operator, it shall not include those elements of hardware, software and communications networks that are shared between the Market Operator and System Operator.
<b>Demand Offer Data</b>	means Unit bid data provided by a Participant.
<b>Market Participant Registration</b>	means Data Transactions that cover additional Technical Offer Data not included in the Market Interface class
<b>Settlement Reallocation Data</b>	means the data that is submitted by Participants to the Market Operator providing details of the Settlement Reallocation Agreement.
<b>Standing Offer Data</b>	has the meaning set out in section 2.7.1 of this Agreed Procedure.
<b>Submission Window</b>	means time period within which a Data Transaction may be submitted by a Participant.

<b>System Data</b>	means the data stored in respect of a Party, Participant or Unit in the Market Operator's Isolated Market System.
<b>Technical Specification</b>	means a set of documentation prepared by the Market Operator which describes the Participant interfaces to the Central Market Systems. This documentation shall include detail of the required content of Type 2 Channel and Type 3 Channel Data Transactions submitted by Participants, validations undertaken and the content of response messages.
<b>User</b>	means: (a) in relation to a Party, a nominated member of a Party's staff who is authorised to utilise qualified Communication Channels that interact with the Market Operator's Isolated Market System; and (b) in relation to the Market Operator: a member of the Market Operator staff who has been authorised to access specific parts of the Market Operator Isolated Market System.
<b>Users Data</b>	means data relating to Participant User that has access to elements of the system.
<b>Web Form</b>	means a web page on the Balancing Market Interface which allows the Participant to enter data and submit the data to the Market Operator.
<b>Web Interface</b>	means the mechanism through which Participants can send and receive Data Transactions through Type 2 Channel communication.

## Abbreviations

<b>BMI</b>	Balancing Market Interface
<b>COD</b>	Commercial Offer Data
<b>GC</b>	Gate Closure
<b>MO</b>	Market Operator
<b>MPR</b>	Market Participant Registration
<b>RD</b>	Registration Data
<b>SO</b>	System Operator
<b>TD</b>	Trading Day

<b>TOD</b>	Technical Offer Data
------------	----------------------

## APPENDIX 2: BUSINESS DATA CONTAINED IN EACH ELEMENT

This appendix describes the business data contained in each category of data. Any additional information needed to build associated messages for submission is contained in the Interface Documentation Set. The data categories in Table 9 are as follows:

- a) Commercial Offer Data (COD)
- b) Registration Data (RD)
- c) Technical Offer Data (TOD)
- d) Validation Registration Data (VRD)
- e) Validation Technical Offer Data (VTOD)
- f) Physical Notification Data (PND)

**Table 9: Business Data per Element**

Class / Element	Screen Name	Comment	Data Category
MPR / Participant	Participant Name	Short name for the Participant which will be used as the Participant Name in all Data Transactions	RD
	Start Date	Start Date from when the submitted data is to become effective.	RD
	End Date	End Date to when the submitted data is effective	RD
	Participant Class	Type of Participant	RD
	Company Name	Name of the Company	RD
	Place of Establishment	The Place of Establishment of the Participant	RD
	VAT Region	The VAT region of the Participant: EU, Non-EU	RD
	VAT Registration Number	VAT identification number (VATIN)	RD
	EIC Code	The EIC Code of the Participant.	RD
	ACER Code	The ACER code of the Participant	RD
	Jurisdiction	Jurisdiction of the Participant: NI, ROI, Other	RD
	Vat Status	VAT Exempt or Non-Exempt for each jurisdiction	RD
	Remit Reporting	Check box to specify that the participant signed up for Remit Reporting.	RD
	Open Cash Collateral Account	Check box to specify that the participant requests to open cash collateral account.	RD
	Cash Collateral Account Status	Status of cash collateral account: Complete, Incomplete, NA. (MO entered only)	RD
Application reference	System generated unique reference assigned for each application change cycle generated upon submission.	RD	
Record Status	Status of the request: Submitted, Received, Withdrawn, Declined, Approved. (Automatically defaults to SUBMITTED upon submission. MO entered only thereafter)	RD	

<b>Class / Element</b>	<b>Screen Name</b>	<b>Comment</b>	<b>Data Category</b>
	Care of	Company Care Of	RD
	Address Line 1	Company Address 1	RD
	Address Line 2	Company Address 2	RD
	Address Line 3	Company Address 3	RD
	City	Company City	RD
	County	Company County	RD
	Postal Code	Company Postal Code	RD
	Country	Company Country	RD
	Billing Address is same as Company Address	Checkbox to select if the Billing Address is the same as the Company Address	RD
	Care of	Billing Care Of	RD
	Address Line 1	Address to which all invoices for the Participant will be sent	RD
	Address Line 2	Address to which all invoices for the Participant will be sent	RD
	Address Line 3	Address to which all invoices for the Participant will be sent	RD
	City	City to which all invoices for the Participant will be sent	RD
	County	County to which all invoices for the Participant will be sent	RD
	Postal Code	Postal code to which invoices for the Participant will be sent	RD
	Country	Country to which all invoices for the Participant will be sent	RD
	Comments	Text box to enter additional information relevant to the application.	RD
MPR / Participant Validity	Participant Name	Short name for the Participant which will be used as the Participant Name in all Data Transactions	RD
	Start Date	Start Date from when the submitted data is to become effective.	RD
	End Date	End Date to when the submitted data is effective	RD
	Participant State	The registration state of the Participant: Registered, Suspended, Deregistered.	RD
	Application reference	System generated unique reference assigned for each application change cycle generated upon submission.	RD
	Record Status	Status of the request: Submitted, Received, Withdrawn, Declined, Approved. (Automatically defaults to SUBMITTED upon submission. Market Operator entered only thereafter)	RD
	Comments	Text box to enter additional information relevant to the application.	RD
MPR / Participant Balancing	Participant Name	Short name for the Participant	RD
	Start Date	Start Date from when the submitted data is to become effective.	RD

<b>Class / Element</b>	<b>Screen Name</b>	<b>Comment</b>	<b>Data Category</b>
	End Date	End Date to when the submitted data is effective	RD
	Application Reference	System generated unique reference assigned for each application change cycle generated upon submission.	RD
	Record Status	Status of the request: Submitted, Received, Withdrawn, Declined, Approved. (Automatically defaults to SUBMITTED upon submission. Market Operator entered only thereafter)	RD
	Comments	Text box to enter additional information relevant to the application.	RD
MPR / Participant CRM	Participant Name	Short name for the Participant	RD
	Start Date	Start Date from when the submitted data is to become effective.	RD
	End Date	End Date to when the submitted data is effective	RD
	Application Reference	System generated unique reference assigned for each application change cycle generated upon submission.	RD
	Record Status	Status of the request: Submitted, Received, Withdrawn, Declined, Approved. (Automatically defaults to SUBMITTED upon submission. Market Operator entered only thereafter)	RD
	Comments	Text box to enter additional information relevant to the application.	RD
MPR / User	User Name	Short name for the user and it uniquely identifies the user within the party.	RD
	Start Date	Start Date from when the submitted data is to become effective.	RD
	End Date	End Date to when the submitted data is effective	RD
	Party Administrative User	Check box to specify whether the user is Party Administrative User.	RD
	Registration User	Check box to specify whether the user is Registration User.	RD
	Surname	Surname of the user.	RD
	Given Name	Given name of the user.	RD
	Position	Designation within the organisation for the user.	RD
	Email	Email Address	RD
	Phone	Phone number	RD
	Mobile	Mobile number	RD
	Fax	Fax number	RD
	Application Reference	System generated unique reference assigned for each application change cycle generated upon submission.	RD
	Authentication Code	User authentication code.	RD
	Confidential Question 1 - Date of Birth	User date of birth.	RD

<b>Class / Element</b>	<b>Screen Name</b>	<b>Comment</b>	<b>Data Category</b>
	Confidential Question 2 - Place of Birth	User place of birth.	RD
	Confidential Question 3 - Last Secondary School	Name of last secondary school.	RD
	Confidential Question 4 - Mothers Maiden Name	Mother's maiden name.	RD
	Care of	User Care Of	RD
	Address Line 1	User Address 1	RD
	Address Line 2	User Address 2	RD
	Address Line 3	User Address 3	RD
	City	User City	RD
	County	User County	RD
	Postal Code	User Postal Code	RD
	Country	User Country	RD
	Comments	Text box to enter additional information relevant to the application.	RD
MPR / User System Access	User Name	This is the unique name of the user within party.	RD
	Participant Name	The name of the Participant that is to be maintained by the User.	RD
	System Name	System Access: CRM_TRADER, BAL_TRADER, BAL_CRM_SETTLEMENT, BAL_CRM_OTHER, NEMO_AUCTION_TRADER, NEMO_CONTINUOUS_TRADER	RD
	Start Date	Start Date from when the submitted data is to become effective.	RD
	End Date	End Date to when the submitted data is effective	RD
	Access Code	Permissions: No Access, Read, Write	RD
	External User ID	External User ID.	RD
	Application Reference	System generated unique reference assigned for each application change cycle generated upon submission.	RD
MPR / User Authorisation	User Name	This is the unique name of the user within party.	RD
	Participant Name	The name of the Participant that is to be maintained by the User.	RD
	Authorisation Type	The type of authorisation requested	
	Start Date	Start Date from when the submitted data is to become effective.	RD
	End Date	End Date to when the submitted data is effective	RD
	Secondary Signatory	Name of the person that counter sign request.	RD
MPR / User Key Contact	User Name	This is the unique name of the user within party.	RD
	Participant Name	The name of the Participant that is to be maintained by the User.	RD

<b>Class / Element</b>	<b>Screen Name</b>	<b>Comment</b>	<b>Data Category</b>
	Key Contact Type	The type of key contact requested.	
	Start Date	Start Date from when the submitted data is to become effective.	RD
	End Date	End Date to when the submitted data is effective	RD
	Opt Out Standard Notification	Check box to specify if to opt out of Standard Notification or not.	RD
MPR / User Notification	User Name	This is the unique name of the user within party.	RD
	Notification Type	The type of notification requested: BAL_CRM_SETTLEMENT_AND_INVOICING, BAL_CRM_CREDIT, BAL_SYSTEM_AVAILABILITY, NEMO, AOLR_GENERAL_COMMUNICATIONS	RD
MPR / Bank	Participant Name	Short name for the Participant	RD
	Start Date	Start Date from when the submitted data is to become effective.	RD
	End Date	End Date to when the submitted data is effective	RD
	Bank Name	Name of the bank for the Market Participant	RD
	Account Name	Bank account name for the Market Participant.	RD
	Account Number	Bank account number for the Market Participant.	RD
	Bank Sort Code	Bank branch number for the Market Participant	RD
	Swift/BIC	Swift BIC code	RD
	IBAN	International Bank Account Number	RD
	Payment Reference	Description of the account.	RD
	Application Reference	System generated unique reference assigned for each application change cycle generated upon submission.	RD
	Record Status	Status of the request: Submitted, Received, Withdrawn, Declined, Approved. (Automatically defaults to SUBMITTED upon submission. Market Operator entered only thereafter)	RD
	Comments	Text box to enter additional information relevant to the application.	RD
MPR / Trading Site	Participant Name	The name of the Trading Participant whose Trading Site is being registered.	RD
	Trading Site Name	Trading Site identifier	RD
	Start Date	Start Date from when the submitted data is to become effective.	RD
	End Date	End Date to when the submitted data is effective	RD
	Trading Site Long Name	Description or long name of the Trading Site.	RD
	Firm Access Quantity	Firm Access Quantity of Trading Site.	RD
	Maximum Export Capacity	Maximum Export Capacity of Trading Site.	RD
	Generation Group Name	Generation Group Name of the Trading Site.	RD



<b>Class / Element</b>	<b>Screen Name</b>	<b>Comment</b>	<b>Data Category</b>
	Autoproducer	Check box to specify that the trading site is autoproducer.	RD
	Associated Supplier Unit	Supplier Unit Name associated with the Trading Site.	RD
	Application Reference	System generated unique reference assigned for each application change cycle generated upon submission.	RD
	Record Status	Status of the request: Submitted, Received, Withdrawn, Declined, Approved. (Automatically defaults to SUBMITTED upon submission. Market Operator entered only thereafter)	RD
MPR / Resource	Participant Name	The name of the Market Participant who is registering the resource.	RD
	Resource Name	Short name for the Resource (e.g. GU_XXX)	RD
	Resource Type	The type under which a specific resource is registered. Valid values: Generator, Demand Side Unit, Assetless Trading Unit, Trading Unit, External Unit, Supplier Unit, Interconnector, Capacity Aggregation Unit, Interconnector Error Unit, Interconnector Residual Capacity Unit.	RD
	Start Date	Start Date from when the submitted data is to become effective.	RD
	End Date	End Date to when the submitted data is effective	RD
	Jurisdiction	Jurisdiction of the Resource.	RD
	Acting As Intermediary	Check box to specify that the resource is acting as intermediary.	RD
	EIC Code	The EIC Code of the resource.	RD
	Fee Submitted	Check box to specify whether the relevant non-refundable Fee has been submitted or not.	RD
	Collateral Amount	Collateral amount for the resource and can be entered only by MO.	RD
	Contract Data Provider	The name of the Contract Data Provider.	RD
	Application Reference	System generated unique reference assigned for each application change cycle generated upon submission.	RD
	Record Status	Status of the request: Submitted, Received, Withdrawn, Declined, Approved. (Automatically defaults to SUBMITTED upon submission. Market Operator entered only thereafter)	RD
	Station Name	Name of the station where the resource is located.	RD
	Station ID	ID of the Station.	RD
	Address Line 1	Station Address 1	RD
	Address Line 2	Station Address 2	RD
	Exemption from License	Check box to specify that the resource is exempted from regulatory license.	RD
	License ID	Regulatory license ID.	RD
	License Effective Date	Effective date of the license	RD

<b>Class / Element</b>	<b>Screen Name</b>	<b>Comment</b>	<b>Data Category</b>
	Comments	Text box to enter additional information relevant to the application.	RD
MPR / Resource Validity	Participant Name	The name of the Market Participant whose resource is being modified.	RD
	Resource Name	Short name for the Resource that is being modified.	RD
	Start Date	Start Date from when the submitted data is to become effective.	RD
	End Date	End Date to when the submitted data is effective	RD
	Resource State	Indicates the registration state of the resource. Valid resource state: Registered, Suspended, Deregistered.	RD
	Application Reference	System generated unique reference assigned for each application change cycle generated upon submission.	RD
	Record Status	Status of the request: Submitted, Received, Withdrawn, Declined, Approved. (Automatically defaults to SUBMITTED upon submission. Market Operator entered only thereafter)	RD
	Comments	Text box to enter additional information relevant to the application.	RD
MPR / Resource Balancing	Participant Name	The name of the Market Participant whose resource is being modified.	RD
	Resource Name	Short name for the Resource that is being modified.	RD
	Resource Type	The type under which a specific resource is registered. Valid values: Generator, Demand Side Unit, Assetless Trading Unit, Trading Unit, External Unit, Supplier Unit, Interconnector, Capacity Aggregation Unit, Interconnector Error Unit, Interconnector Residual Capacity Unit.	RD
	Start Date	Start Date from when the submitted data is to become effective.	RD
	End Date	End Date to when the submitted data is effective	RD
	Fuel Type	Valid values: BATTERY_STORAGE (BATTERY), BIOMASS, COAL, COMBINED_HEAT_AND_POWER (CHP), COMPRESSED_AIR_STORAGE (CAS), DISTILLATE, FLY_WHEEL, GAS, HYDRO, MULTI_FUEL, NUCLEAR, OIL, PEAT, PUMP_STORAGE (PUMP), SOLAR, WIND, OTHER	RD
	Dispatchable	Indicate that the resource is dispatchable (True or False)	RD
	Priority Dispatch	Indicate that the resource is priority dispatch (True or False)	RD
	Energy Limited	Indicate that the resource is energy limited resource (True or False)	RD
	Supplier Unit Subtype	Type of the supplier unit. Valid values: SU, TSSU.	RD
	Trading Site Name	Name of the associated trading site	RD
	Aggregated Generator	Check box to specify that the resource is aggregated generator.	RD
	AGU-SO Agreement	Aggregated generator unit System operator agreement. Valid values: Yes, No, NA.	RD

<b>Class / Element</b>	<b>Screen Name</b>	<b>Comment</b>	<b>Data Category</b>
	Bidding Zone	Valid values: Euro, GBP	RD
	Settlement Group Name	Group name to associate another resource for settlement invoice purposes.	RD
	Maximum Export Capacity	The maximum export capacity in MW.	RD
	Non-Firm Access	Indicate non-firm access applicability (True or False)	RD
	Non-Firm Access Quantity	Non-Firm Access Quantity (MW)	RD
	TUoS Agreement	Transmission Use of System Agreement. Valid values: Completed, In Progress, NA.	RD
	Exemption from TUoS Agreement	Check box to specify that the resource is exempted from TUoS agreement.	RD
	DUoS Agreement	Distribution Use of System Agreement. Valid values: Completed, NA.	RD
	Meter ID (MPRN)	Meter point reference number.	RD
	DSU-SO Agreement	Demand Side Unit System Operator Agreement. Entered by Market Operator only.	RD
	Meter Data Provider	Name of the associated meter data provider.	RD
	Application Reference	System generated unique reference assigned for each application change cycle generated upon submission.	RD
	Record Status	Status of the request: Submitted, Received, Withdrawn, Declined, Approved. (Automatically defaults to SUBMITTED upon submission. Market Operator entered only thereafter)	RD
	Connection Type	Transmission or Distribution.	RD
	Connection Agreement	Resource or Participant connection agreement. Valid values: Completed, In Progress.	RD
	Connection Agreement Reference	Reference ID to the resource or Participant connection agreement.	RD
	Controllable	Check box to specify that the resource is a Controllable resource.	RD
	Combined Cycle Unit	Check box to specify that the resource is combined cycle resource.	RD
	Short Notice Unit	Check box to specify that the resource is short notice unit.	RD
	Synchronous	May be SYNCHONOUS or ASYNCHRONOUS.	RD
	Dual Rated Unit	Check box to specify that the resource is dual rated unit.	RD
	Secondary Fuel Type	Valid values: BATTERY_STORAGE (BATTERY), BIOMASS, COAL, COMBINED_HEAT_AND_POWER (CHP), COMPRESSED_AIR_STORAGE (CAS), DISTILLATE, FLY_WHEEL, GAS, HYDRO, MULTI_FUEL, NUCLEAR, OIL, PEAT, PUMP_STORAGE (PUMP), SOLAR, WIND, OTHER	RD
	Registered Capacity	Registered capacity in MW.	RD

<b>Class / Element</b>	<b>Screen Name</b>	<b>Comment</b>	<b>Data Category</b>
	Registered Minimum Output	Minimum output capacity in MW.	RD
	Maximum Generation	Maximum generation capacity in MW.	RD
	Minimum Storage Capacity	Minimum storage capacity in MW.	RD
	Maximum Storage Capacity	Maximum storage capacity in MW.	RD
	Fixed Unit Load	Fixed linear factor used to calculate net output from a Generator Unit.	RD
	Unit Load Scalar	Scalar quantity which approximates physical losses associated with a Generator Unit Transformer	RD
	Droop	In relation to the operation of the governor of a Generator Unit, the percentage drop in System Frequency which would cause the Generator Unit under free governor action to change its output from zero to Full Load.	RD
	Dispatchable Capacity	MWs available for curtailment.	RD
	Non-Dispatchable Capacity	Portion of total demand not available for curtailment.	RD
	Meter Transmission Type	The type of Meter Transmission. Valid values: PED, NPED, PEG, NPEG, CJF, None Market Operator entered only.	RD
	Autoproducer	Check box to specify that the resource is part of an autoproducer site. Market Operator entered only.	RD
	Zero Marginal Cost	Check box to specify that the resource is zero marginal cost resource. Market Operator entered only.	RD
	Operator Certificate Issued	Check box to specify that Operator Certificate has been issued. Market Operator entered only.	RD
	Operator Cert Effective Date	The date from when the Operator Certificate is to become effective. Market Operator entered only.	RD
	Retail Market Registration Complete	Check box to specify if Retail Market Registration is Complete or not. Market Operator entered only.	RD
	Generation Name	Short name of the Generation BMU	RD
	Demand Name	Short name of the Demand BMU.	RD
	EMS Code	EMS code. Transmission System Operator entered only.	RD
	EDIL Code	EDIL code. Transmission System Operator entered only.	RD

<b>Class / Element</b>	<b>Screen Name</b>	<b>Comment</b>	<b>Data Category</b>
	Dispatch System	Indicate dispatch system. Valid values: EDIL, EMS Transmission System Operator entered only.	RD
	Negative Ramping Reserve	Check box to indicate if Negative Ramping Reserve is enabled or not. Transmission System Operator entered only.	RD
	Priority Dispatch Category	The Category of Priority Dispatch. Transmission System Operator entered only.	RD
	Curtailment Priority	Type of the curtailment priority. Valid values: 1, 2a, 2b, 2c, 2d, 2e, 3 Transmission System Operator entered only.	RD
	Minimum Import Capacity	Minimum interconnector import capacity in MW. Market Operator or Transmission System Operator entered only.	RD
	Maximum Import Capacity	Maximum interconnector import capacity in MW. Market Operator or Transmission System Operator entered only.	RD
	Import Ramp Rate	Interconnector import ramp rate in MW/min. Market Operator or Transmission System Operator entered only.	RD
	Minimum Export Capacity	Minimum interconnector export capacity in MW. Market Operator or Transmission System Operator entered only.	RD
	Maximum Export Capacity	Maximum interconnector export capacity in MW. Market Operator or Transmission System Operator entered only.	RD
	Export Ramp Rate	Interconnector export ramp rate in MW/min. Market Operator or Transmission System Operator entered only.	RD
	Comments	Text box to enter additional information relevant to the application.	RD
MPR / Resource Capacity	Participant Name	The name of the Market Participant whose resource is being modified.	RD
	Resource Name	Short name for the Resource that is being modified.	RD
	Resource Type	The type under which a specific resource is registered. Valid values: Generator, Demand Side Unit, External Unit, Capacity Aggregation Unit,	RD
	Start Date	Start Date from when the submitted data is to become effective.	RD
	End Date	End Date to when the submitted data is effective	RD
	Pricing Zone	Pricing Zone	RD
	Aggregation Group Name	Capacity Aggregation Group Name if participant wants to group capacity with another participant for the purposes of capacity auctions.	RD
	CRM Unit Type	Capacity Market unit type classification.	RD
	De-Rating Factor	The de-rating factor to be applied to the CRM unit capacity.	RD

<b>Class / Element</b>	<b>Screen Name</b>	<b>Comment</b>	<b>Data Category</b>
	Maximum Exit Price	Maximum exit price.	RD
	Bid Tolerance	Capacity Market bid tolerance in MW.	RD
	Approval To Construct	Check box to specify approval to construct.	RD
	Application Reference	System generated unique reference assigned for each application change cycle generated upon submission.	RD
	Record Status	Status of the request: Submitted, Received, Withdrawn, Declined, Approved. (Automatically defaults to SUBMITTED upon submission. Market Operator entered only thereafter)	RD
	Unit Capacity	CRM Resource Capacity in MW.	RD
	Delivery Start Date	The first date on which capacity is available	RD
	Delivery End Date	The final date on which capacity is available	RD
	Meter ID	Meter point reference number.	RD
	Location	Co-ordinates of the location of the meter.	RD
	Key Date 1	Implementation key date 1	RD
	Key Date 2	Implementation key date 2	RD
	Key Date 3	Implementation key date 3	RD
	Key Date 4	Implementation key date 4	RD
	Key Date 5	Implementation key date 5	RD
	Comments	Text box to enter additional information relevant to the application.	RD
BMI / Generator Offer	Application Type	Must be "BM"	
	Trading Date	Trading Date for which the data is submitted	
	Participant Name	Name of the Participant	
	User Name	User Name	
	Mode	Must be NORMAL	
	Standing Data Flag	Flag indicating that the submission is of Standing Data	
	Version Number	Must be 1.0	
	Resource Name	Must be a valid Resource Name	
	Resource Type	Must be a valid Unit Classification.	
	Expiry Date	Must be a valid date in the future.	
	Standing Day Type	Must be a valid Day Type Parameter value.	
	External Identifier	Optional text field that can be used to track submissions by Market Participants. This can be non-unique and cannot be queried (although will be returned in responses if successful)	
	Fuel Type	If there is a fuel_use element with type attribute value as "SECONDARY", then the unit must be registered as a dual fuel unit.	
	Forecast Data Start Time	Used to identify data submitted on an Imbalance Settlement Period basis	

<b>Class / Element</b>	<b>Screen Name</b>	<b>Comment</b>	<b>Data Category</b>
	Forecast Data End Time	Used to identify data submitted on an Imbalance Settlement Period basis	
	Forecast Maximum Availability	As submitted by Generator Units for each Trading Day	COD
	Forecast Minimum Stable Generation	As submitted by Generator Units for each Trading Day	COD
	Forecast Minimum Output	As submitted by Generator Units for each Trading Day	COD
	Spin Generation Cost	For Pumped Storage Units and Battery Storage Units only, is the cost of running in spinning mode. Used only operationally	COD
	Spin Pump Cost	For Pumped Storage Units and Battery Storage Units only, is the cost of running or charging in pumping mode. Used only operationally	COD
	Energy Limit	For Energy Limited Units only, is the Energy Limit for the Trading Day	COD
	Incremental Price Quantity Curve - Price	Submitted as part of Commercial Offer Data in accordance with Appendix I	COD
	Incremental Price Quantity Curve - Quantity	Submitted as part of Commercial Offer Data in accordance with Appendix I	COD
	Decremental Price Quantity Curve - Price	Submitted as part of Commercial Offer Data in accordance with Appendix I.	COD
	Decremental Price Quantity Curve - Quantity	Submitted as part of Commercial Offer Data in accordance with Appendix I.	COD
	Start Up Cost Hot	Submitted as part of Commercial Offer Data in accordance with Appendix I	COD
	Start Up Cost Warm	Submitted as part of Commercial Offer Data in accordance with Appendix I	COD
	Start Up Cost Cold	Submitted as part of Commercial Offer Data in accordance with Appendix I	COD
	No Load Cost	Submitted as part of Commercial Offer Data in accordance with Appendix I	COD
BMI / Generator Technical Offer Data	Resource Name	Must be a valid Resource Name	VTOD
	Date Type	Must be Submission	
	Version Number	Must be "1.0"	
	Validation Data Set Number	Numerical identifier associated with a Validation Data Set	
	External Identifier	Optional text field that can be used to track submissions by Market Participants. This can be non-unique and cannot be queried (although will be returned in responses if successful).	
	Block Load Flag	Will be "Yes" or "No", depending on whether the Unit has block loading characteristics.	VTOD
	Block Load Cold	Block Load in MW when the unit is in a cold state.	VTOD
	Block Load Warm	Block Load in MW when the unit is in a warm state.	VTOD

<b>Class / Element</b>	<b>Screen Name</b>	<b>Comment</b>	<b>Data Category</b>
	Block Load Hot	Block Load in MW when the unit is in a hot state.	VTOD
	Deloading Rate 1	Deloading Rate in MW/min that applies for a Unit below the DELOAD_BREAK_PT to zero.	VTOD
	Deloading Rate 2	Deloading Rate in MW/min that applies for a Unit below Registered Minimum Stable Generation beyond DELOAD_BREAK_PT.	VTOD
	Deload Break Point	MW level from which the deloading rate will change from DELOADING_RATE_1 to DELOADING_RATE_2.	VTOD
	Cooling Boundary Hot	The duration in hours off load that indicates the standby status change of the unit from Hot to Warm.	VTOD
	Cooling Boundary Warm	The duration in hours off load that indicates the standby status change of the unit from Warm to Cold.	VTOD
	Cooling Boundary Cold	This is not utilised in the systems. This can be left as NULL in the Data Transaction.	VTOD
	Start-Up Time Cold	Notification/Start-up times in hours for a unit considered to be in a cold state.	VTOD
	Start-Up Time warm	Notification/Start-up times in hours for a unit considered to be in a warm state.	VTOD
	Start-Up Time Hot	Notification/Start-up times in hours for a unit considered to be in a hot state.	VTOD
	Dwell Time 1	Time above Registered Minimum Stable Generation for which a Unit remains at a constant MW level before continuing to increase or decrease output.	VTOD
	Dwell Time 2	Time above Registered Minimum Stable Generation for which a Unit remains at a constant MW level before continuing to increase or decrease output.	VTOD
	Dwell Time 3	Time above Registered Minimum Stable Generation for which a Unit remains at a constant MW level before continuing to increase or decrease output.	VTOD
	Dwell Time Trigger Point 1	MW level at which DWELL_TIMES_1 should be observed before output can further increase or decrease.	VTOD
	Dwell Time Trigger Point 2	MW level at which DWELL_TIMES_2 should be observed before output can further increase or decrease.	VTOD
	Dwell Time Trigger Point 3	MW level at which DWELL_TIMES_3 should be observed before output can further increase or decrease.	VTOD
	Loading Rate Cold 1	Loading Up Rate in MW/min when a Unit is in a cold state that applies until LOADING_UP_BREAK_PT_COLD_1.	VTOD
	Loading Rate Cold 2	Loading Up Rate in MW/min when a Unit is in a cold state that applies from LOADING_UP_BREAK_PT_COLD_1 to LOADING_UP_BREAK_PT_COLD_2.	VTOD
	Loading Rate Cold 3	Loading Up Rate in MW/min when a Unit is in a cold state that applies above LOADING_UP_BREAK_PT_COLD_2.	VTOD
	Loading Rate Warm 1	Loading Up Rate in MW/min when a Unit is in a warm state that applies until LOADING_UP_BREAK_PT_WARM_1	VTOD



<b>Class / Element</b>	<b>Screen Name</b>	<b>Comment</b>	<b>Data Category</b>
	Loading Rate Warm 2	Loading Up Rate in MW/min when a Unit is in a warm state that applies from LOADING_UP_BREAK_PT_WARM_1 to LOADING_UP_BREAK_PT_WARM_2	VTOD
	Loading Rate Warm 3	Loading Up Rate in MW/min when a Unit is in a warm state that applies above LOADING_UP_BREAK_PT_WARM_2	VTOD
	Loading Rate Hot 1	Loading Up Rate in MW/min when a Unit is in a hot state that applies until LOADING_UP_BREAK_PT_HOT_1.	VTOD
	Loading Rate Hot 2	Loading Up Rate in MW/min when a Unit is in a hot state that applies from LOADING_UP_BREAK_PT_HOT_1 to LOADING_UP_BREAK_PT_HOT_2.	VTOD
	Loading Rate Hot 3	Loading Up Rate in MW/min when a Unit is in a hot state that applies above LOADING_UP_BREAK_PT_HOT_2.	VTOD
	Loading Up Breakpoint Cold 1	MW level from which the cold loading up rate will change from Loading Rate 1 to Loading Rate 2.	VTOD
	Loading Up Breakpoint Cold 2	MW level from which the cold loading up rate will change from Loading Rate 2 to Loading Rate 3.	VTOD
	Loading Up Breakpoint Warm 1	MW level from which the warm loading up rate will change from Loading Rate 1 to Loading Rate 2.	VTOD
	Loading Up Breakpoint Warm 2	MW level from which the warm loading up rate will change from Loading Rate 2 to Loading Rate 3.	VTOD
	Loading Up Breakpoint Hot 1	MW level from which the hot loading up rate will change from Loading Rate 1 to Loading Rate 2.	VTOD
	Loading Up Breakpoint Hot 2	MW level from which the hot loading up rate will change from Loading Rate 2 to Loading Rate 3.	VTOD
	Minimum On-time	The minimum time that must elapse from the time a Generator Unit Starts-Up before it can be Shut-Down	VTOD
	Maximum On-time	The maximum time that must elapse from the time a Generator Unit Starts-Up before it can be Shut-Down	VTOD
	Minimum Off-time	The minimum time that a Generator Unit must remain producing no Active Power or Reactive Power commencing at the time when it stops producing Active Power or Reactive Power.	VTOD
	Pumped Storage Cycle Efficiency	(PSCEuh and FBSEuh) For Pumped Storage Units this is the ratio between the gross electrical energy consumed to pump a given quantity of water from the lower reservoir to the upper reservoir and the net electrical energy sent out through the release of that quantity of water from the upper reservoir. For Battery Storage Units is a percentage value calculated from the level of Generation provided by the discharge of a defined quantity of charge from the Battery Storage Unit divided by the level of Demand required to store the same defined quantity of charge.	VTOD
	Pumping Capacity	For Pumped Storage and Battery Storage, the load consumed by unit during pumping or charging phase (MW).	VTOD
	Off To Generating	Time taken to transition from Off to Generating	
	Off to Spin Pump	Time taken to transition from Off to Spin Pump	

<b>Class / Element</b>	<b>Screen Name</b>	<b>Comment</b>	<b>Data Category</b>
	Spin Pump to Pumping	Time taken to transition from Spin Pump to Pumping	
	Max Ramp Up Rate	Rate of load increase. Rate of decreasing demand (MW/min).	VTOD
	Max Ramp Down Rate	Rate of load reduction. Rate of increasing demand (MW/min).	VTOD
	Ramp Up Rate 1	Ramp Up Rate in MW/min that applies until RAMP_UP_BREAK_PT_1.	VTOD
	Ramp Up Rate 2	Ramp Up Rate in MW/min that applies from RAMP_UP_BREAK_PT_1 until RAMP_UP_BREAK_PT_2.	VTOD
	Ramp Up Rate 3	Ramp Up Rate in MW/min that applies from RAMP_UP_BREAK_PT_2 until RAMP_UP_BREAK_PT_3.	VTOD
	Ramp Up Rate 4	Ramp Up Rate in MW/min that applies from RAMP_UP_BREAK_PT_3 until RAMP_UP_BREAK_PT_4.	VTOD
	Ramp Up Rate 5	Ramp Up Rate in MW/min that applies from RAMP_UP_BREAK_PT_5.	VTOD
	Ramp Up Breakpoint 1	MW level from which the ramp rate will change from Ramp Rate 1 to Ramp Rate 2.	VTOD
	Ramp Up Breakpoint 2	MW level from which the ramp rate will change from Ramp Rate 2 to Ramp Rate 3.	VTOD
	Ramp Up Breakpoint 3	MW level from which the ramp rate will change from Ramp Rate 3 to Ramp Rate 4.	VTOD
	Ramp Up Breakpoint 4	MW level from which the ramp rate will change to Ramp Rate 5.	VTOD
	Ramp Down Rate 1	Ramp Down Rate in MW/min that applies until RAMP_DOWN_BREAK_PT_1.	VTOD
	Ramp Down Rate 2	Ramp Down Rate in MW/min that applies from RAMP_DOWN_BREAK_PT_1 until RAMP_DOWN_BREAK_PT_2.	VTOD
	Ramp Down Rate 3	Ramp Down Rate in MW/min that applies from RAMP_DOWN_BREAK_PT_2 until RAMP_DOWN_BREAK_PT_3.	VTOD
	Ramp Down Rate 4	Ramp Down Rate in MW/min that applies from RAMP_DOWN_BREAK_PT_3 until RAMP_DOWN_BREAK_PT_4.	VTOD
	Ramp Down Rate 5	Ramp Up Rate in MW/min that applies from RAMP_UP_BREAK_PT_5.	VTOD
	Ramp Down Breakpoint 1	MW level from which the ramp rate will change from Ramp Rate 1 to Ramp Rate 2.	VTOD
	Ramp Down Breakpoint 2	MW level from which the ramp rate will change from Ramp Rate 2 to Ramp Rate 3.	VTOD
	Ramp Down Breakpoint 3	MW level from which the ramp rate will change from Ramp Rate 3 to Ramp Rate 4.	VTOD
	Ramp Down Breakpoint 4	MW level from which the ramp rate will change to Ramp Down Rate 5.	VTOD

<b>Class / Element</b>	<b>Screen Name</b>	<b>Comment</b>	<b>Data Category</b>
	Start Forbidden Range 1	MW level where restricted loading range (1) starts. Unit must move through this range as quickly as possible	VTOD
	End Forbidden Range 1	MW level where restricted loading range (1) ends. Unit must move through this range as quickly as possible.	VTOD
	Start Forbidden Range 2	MW level where restricted loading range (2) starts. Unit must move through this range as quickly as possible.	VTOD
	End Forbidden Range 2	MW level where restricted loading range (2) ends. Unit must move through this range as quickly as possible.	VTOD
	Soak Time Hot 1	Time below Registered Minimum Stable Generation for which a Unit remains at a constant MW level whilst in a hot state before continuing to increase or decrease output.	VTOD
	Soak Time Hot 2	Time below Registered Minimum Stable Generation for which a Unit remains at a constant MW level whilst in a hot state before continuing to increase or decrease output.	VTOD
	Soak Time Warm 1	Time below Registered Minimum Stable Generation for which a Unit remains at a constant MW level whilst in a warm state before continuing to increase or decrease output.	VTOD
	Soak Time Warm 2	Time below Registered Minimum Stable Generation for which a Unit remains at a constant MW level whilst in a warm state before continuing to increase or decrease output.	VTOD
	Soak Time Cold 1	Time below Registered Minimum Stable Generation for which a Unit remains at a constant MW level whilst in a cold state before continuing to increase or decrease output.	VTOD
	Soak Time Cold 2	Time below Registered Minimum Stable Generation for which a Unit remains at a constant MW level whilst in a cold state before continuing to increase or decrease output.	VTOD
	Soak Quantity Hot 1	MW quantity at which the first Soak Time occurs (hot state).	VTOD
	Soak Quantity Hot 2	MW quantity at which the second Soak Time occurs (hot state).	VTOD
	Soak Quantity Warm 1	MW quantity at which the first Soak Time occurs (warm state).	VTOD
	Soak Quantity Warm 2	MW quantity at which the second Soak Time occurs (warm state).	VTOD
	Soak Quantity Cold 1	MW quantity at which the first Soak Time occurs (cold state).	VTOD
	Soak Quantity Cold 2	MW quantity at which the second Soak Time occurs (cold state).	VTOD
	Short Term Maximisation Capacity above MAXGEN	Capacity above MAXGEN that can be sustained for a finite period of time (MW).	VTOD
	Short Term Maximisation time	The duration in hours representing the length of time that Short-Term Maximisation can be sustained.	VTOD

<b>Class / Element</b>	<b>Screen Name</b>	<b>Comment</b>	<b>Data Category</b>
	Registered Minimum Stable Generation		VTOD
BMI / Demand Offer	Application Type	Must be "BM"	
	Trading Date	Trading Date for which the data is submitted.	
	Participant Name	Name of the Participant.	
	User Name	User Name.	
	Mode	Must be NORMAL	
	Standing Data Flag	Flag indicating that the submission is of Standing Data	
	Version Number	Must be 1.0	
	Resource Name	Must be a valid Resource Name	
	Expiry Date	Must be a valid date in the future.	
	Standing Day Type	Must be a valid Day Type Parameter value.	
	External Identifier	Optional text field that can be used to track submissions by Market Participants. This can be non-unique and cannot be queried (although will be returned in responses if successful).	
	Start Time	Used to identify data submitted on an Imbalance Settlement Period basis.	
	End Time	Used to identify data submitted on an Imbalance Settlement Period basis.	
	Forecast Maximum Availability	As submitted by Generator Units for each Trading Day.	COD
	Forecast Minimum Stable Generation	As submitted by Generator Units for each Trading Day.	COD
	Forecast Minimum Output	As submitted by Generator Units for each Trading Day.	COD
	Incremental Price Quantity Curve - Price	Submitted as part of Commercial Offer Data in accordance with Appendix I.	COD
Incremental Price Quantity Curve - Quantity	Submitted as part of Commercial Offer Data in accordance with Appendix I.	COD	
Decremental Price Quantity Curve - Price	Submitted as part of Commercial Offer Data in accordance with Appendix I.	COD	
Decremental Price Quantity Curve - Quantity	Submitted as part of Commercial Offer Data in accordance with Appendix I.	COD	
Shut Down Cost	Submitted as part of Commercial Offer Data in accordance with Appendix I.	COD	
BMI / Demand Technical Offer Data	Resource Name	Must be a valid Resource Name	VTOD
	Date Type	Must be "SUBMISSION"	
	Version Number	Must be "1.0"	
	Validation Data Set Number	Numerical identifier associated with a Validation Data Set Must be between 1 and 6	

<b>Class / Element</b>	<b>Screen Name</b>	<b>Comment</b>	<b>Data Category</b>
	External Identifier	Optional text field that can be used to track submissions by Market Participants. This can be non-unique and cannot be queried (although will be returned in responses if successful).	
	Max Ramp Up Rate	Rate of load increase. Rate of decreasing demand (MW/min).	VTOD
	Max Ramp Down Rate	Rate of load reduction. Rate of increasing demand (MW/min).	VTOD
	Minimum Down Time	Minimum amount of time the Demand Side Unit can be curtailed.(in Hours)	VTOD
	Maximum Down Time	Maximum amount of time the Demand Side Unit can be curtailed.(in Hours)	VTOD
BMI / Validation Technical Offer Data Choice	Application Type	Must be "BM"	
	Trading Date	Trading Date for which the data is submitted.	
	Participant Name	Name of the Participant.	
	User Name	User Name.	
	Mode	Must be NORMAL	
	Resource Name	Must be a valid Resource Name	
	Validation Data Set Number	Numerical identifier associated with a Validation Data Set	
	Version Number	Must be 1.0	
	External Identifier	Optional text field that can be used to track submissions by Market Participants. This can be non-unique and cannot be queried (although will be returned in responses if successful).	
BMI / Physical Notifications	Application Type	Must be "BM"	PND
	Trading Date	Trading Date for which the data is submitted.	PND
	Participant Name	Name of the Participant.	PND
	User Name	User Name.	PND
	Mode	Must be NORMAL	PND
	Version Number	Must be 1.0	PND
	Resource Name	Must be a valid Resource Name	PND
	Curve Type	Must be 'A01' or 'A04'	PND
	Start Time	Start Time of the PN Segment	PND
	From MW	Must be $\geq 0$ for all Generators apart from Pumped Storage Units.	PND
	End Time	End Time of the PN Segment	PND
	To MW	Must be $\geq 0$ for all Generators apart from Pumped Storage Units.	PND
	Under Test Flag	True or False	PND
	Reason	Must be provided for each PN segment, where Under Test Flag is true.	PND

<b>Class / Element</b>	<b>Screen Name</b>	<b>Comment</b>	<b>Data Category</b>
	External Identifier	Optional text field that can be used to track submissions by Market Participants. This can be non-unique and cannot be queried (although will be returned in responses if successful).	PND
BMI / Settlement Reallocation	Application Type	Must be "BM"	
	Trading Date	Trading Date for which the data is submitted.	
	Participant Name	Name of the Participant.	
	User Name	User Name.	
	Mode	Must be NORMAL	
	Standing Data Flag	Flag indicating that the submission is of Standing Data	
	Version Number	Must be 1.0	
	Principal Participant Name	Must be a valid Participant.	
	Secondary Principal Name	Must be a valid Participant.	
	External Identifier	Optional text field that can be used to track submissions by Market Participants. This can be non-unique and cannot be queried (although will be returned in responses if successful).	
	Start Date	The starting date of the SRA. It has to be greater than D for a new submission.	
	End Date	This is the ending date of the SRA. It has to be greater than D for any submission. The end date also has to be greater than equal to the start_date.	
	Agreement Name	A name for the SRA as provided by a Participant.	
Cancel Flag	When cancel_flag is submitted as true, an existing SRA with the principal_participant_name, secondary_participant_name, start_date and end_date must exist		