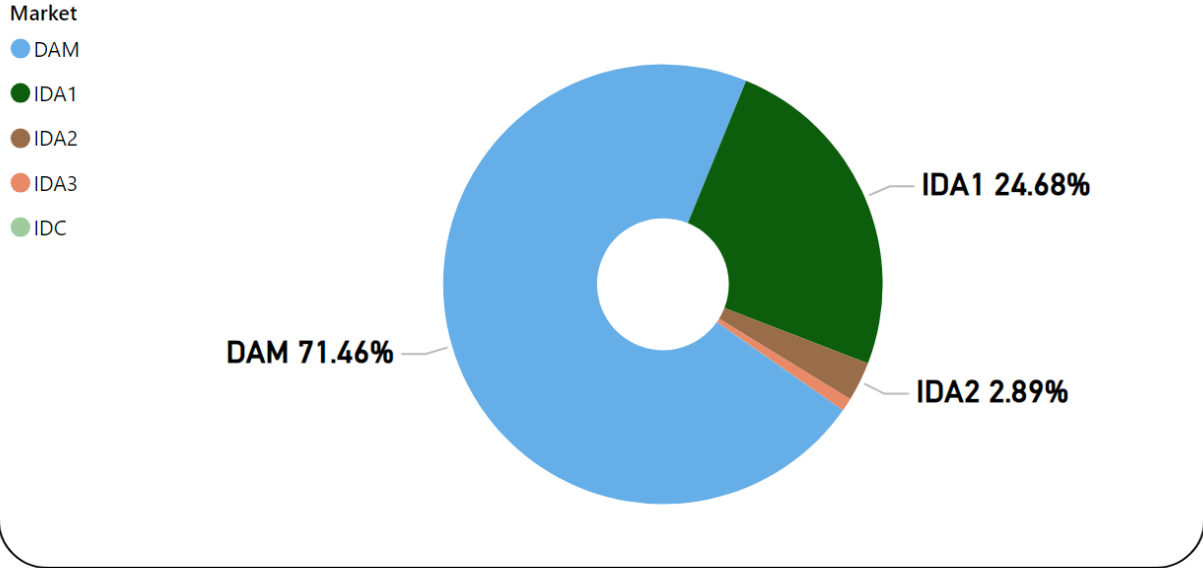


MMU Weekly Market Summary Report

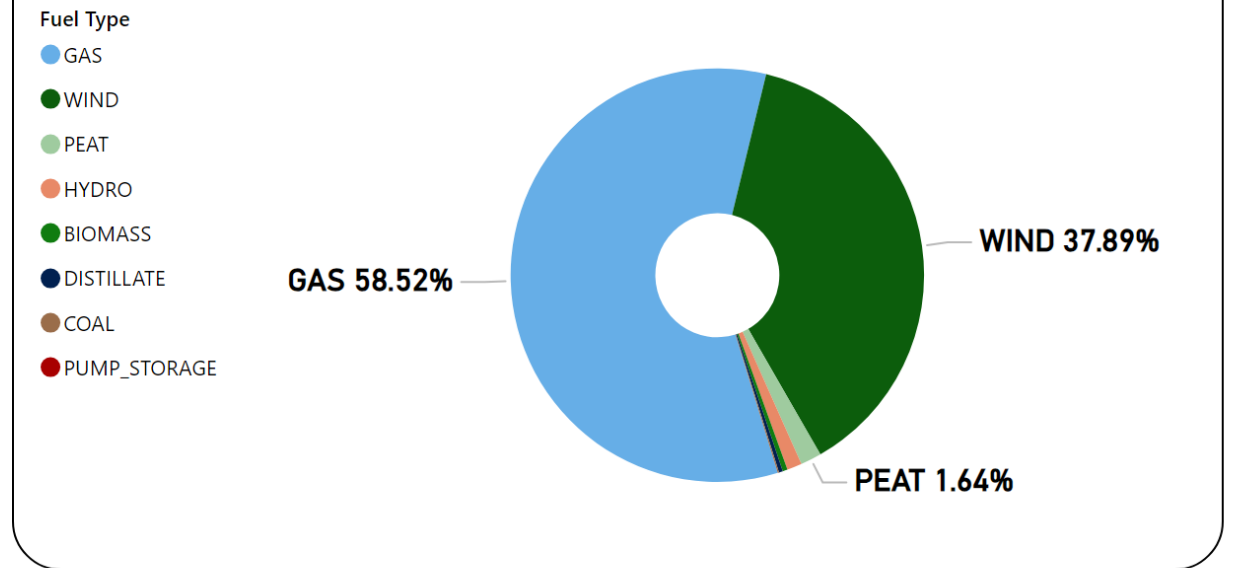
- Week Commencing 30 December 2024

Weekly Volume by Market



Source: SEMO PX

Weekly Fuel Mix



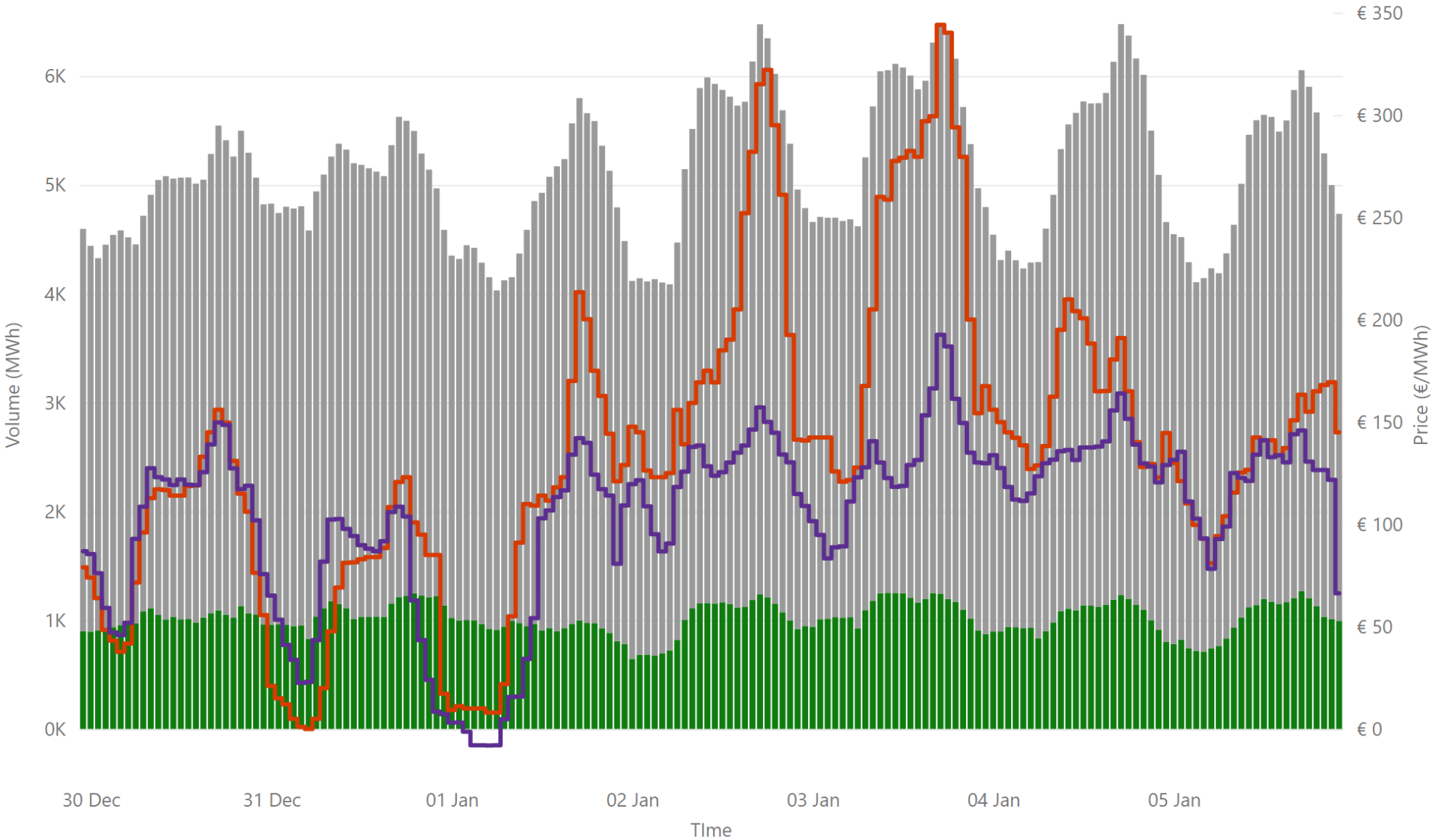
Source: SEMO PX

Summary Table

Date	Daily System Demand (MWh)*	Daily DAM Price (€/MWh)**	Daily Actual Wind (MWh)*	Daily Average Gas Price (p/th)***	Daily Average Coal Price (€/t)***	Daily Average Carbon Price (€/t)***
30 December 2024	108,796.75	101.33	78,302.50	117.48	112.65	70.00
31 December 2024	108,984.25	63.14	78,845.75	122.00	113.95	70.65
01 January 2025	106,265.75	95.52	36,124.25	122.00	113.95	70.65
02 January 2025	124,345.25	196.37	17,026.25	124.83	114.50	73.07
03 January 2025	130,969.25	228.94	13,135.25	124.23	112.85	73.85
04 January 2025	126,764.75	161.86	25,265.50	124.23	112.85	73.85
05 January 2025	120,375.00	133.96	56,289.25	124.23	112.85	73.85

Sources: * EirGrid ** SEMO PX *** Oil Market Journal

Weekly Day Ahead Market Summary - Week Commencing 30 December 2024

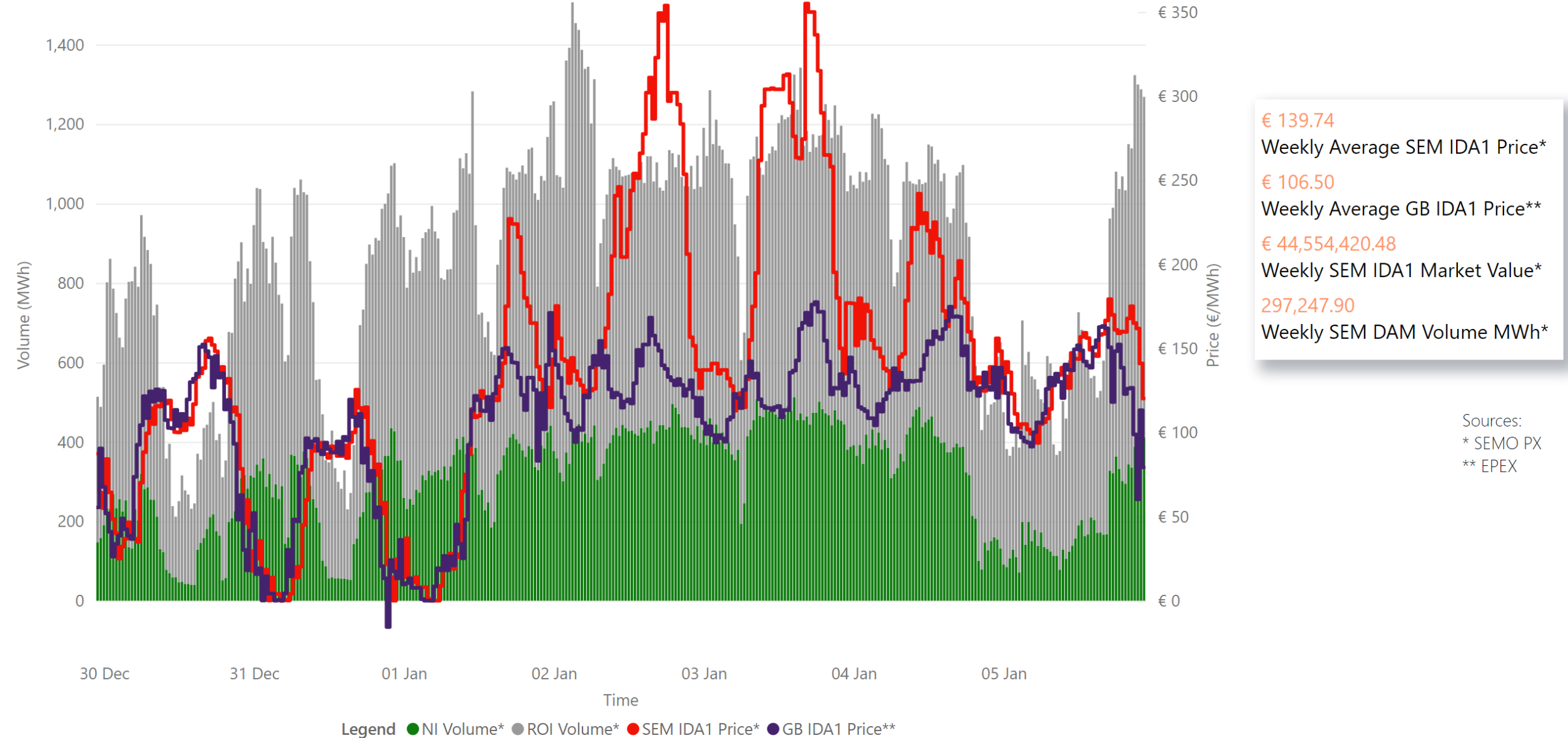


€ 135.62
 Weekly Average SEM DAM Price*
105.59
 Weekly Average GB EPEX PRICE*
€ 122,283,521.28
 Weekly SEM DAM Market Value*
860,740.00
 Weekly SEM DAM Volume MWh*

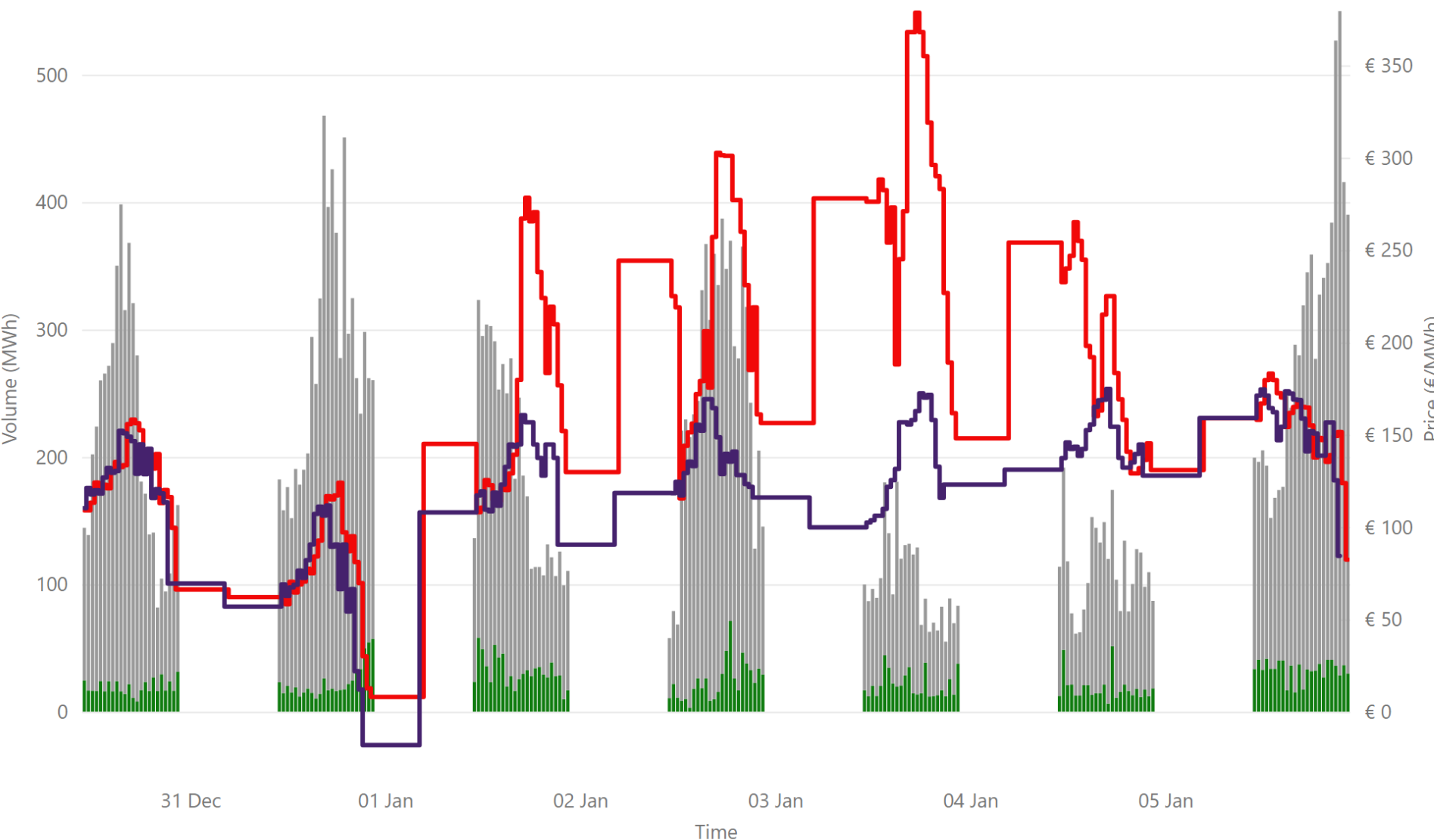
Sources:
 * SEMO PX
 ** EPEX
 *** Nordpool

Legend ● NI Volume* ● ROI Volume* ● SEM DAM Price* ● GB EPEX Price*

Weekly Intraday Auction 1 Summary - Week Commencing 30 December 2024



Weekly Intraday Auction 2 Summary - Week Commencing 30 December 2024



€ 173.74
 Weekly Average SEM IDA2 Price*

€ 128.53
 Weekly Average GB IDA2 Price**

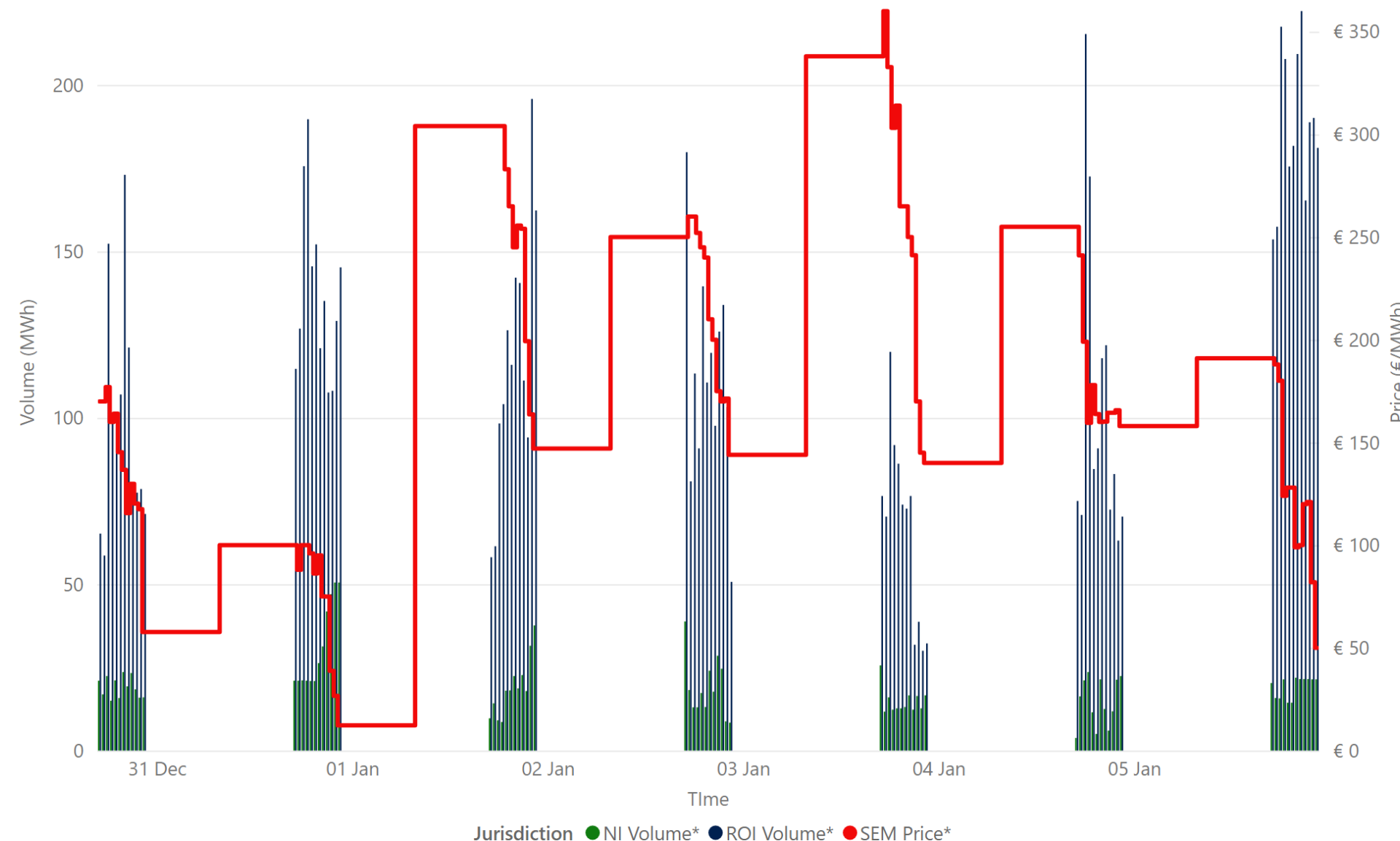
€ 5,592,003.54
 Weekly SEM IDA2 Market Value*

34,808.00
 Weekly SEM IDA2 Volume MWh*

Sources:
 * SEMO PX
 ** EPEX

Jurisdiction Volume ● NI Volume* ● ROI Volume* ● SEM IDA2 Price* ● GB Price**

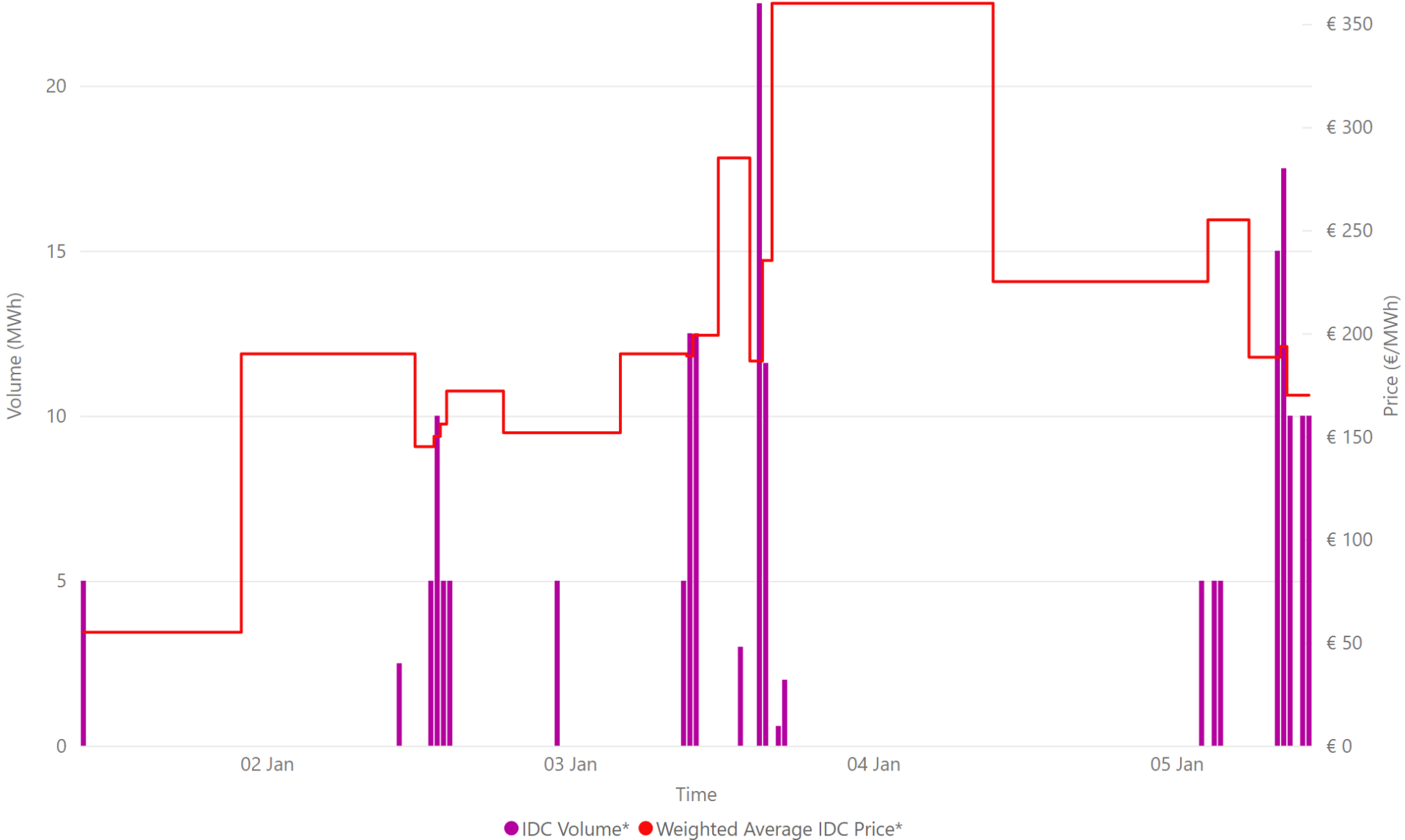
Weekly Intraday Auction 3 Summary - Week Commencing 30 December 2024



€ 178.18
Weekly Average SEM IDA3 Price*
€ 1,915,445.44
Weekly SEM IDA3 Market Value*
11,517.00
Weekly SEM IDA3 Volume MWh*

Source: * SEMO PX

Weekly Intraday Continuous Summary - Week Commencing 01 January 2025



€ 202.24
Weekly SEM IDC Average Price*

€ 360.00
Weekly SEM IDC Max Price*

€ 55.00
Weekly SEM IDC Min Price*

184.70
Weekly SEM IDC Volume MWh*

Source: * SEMO PX

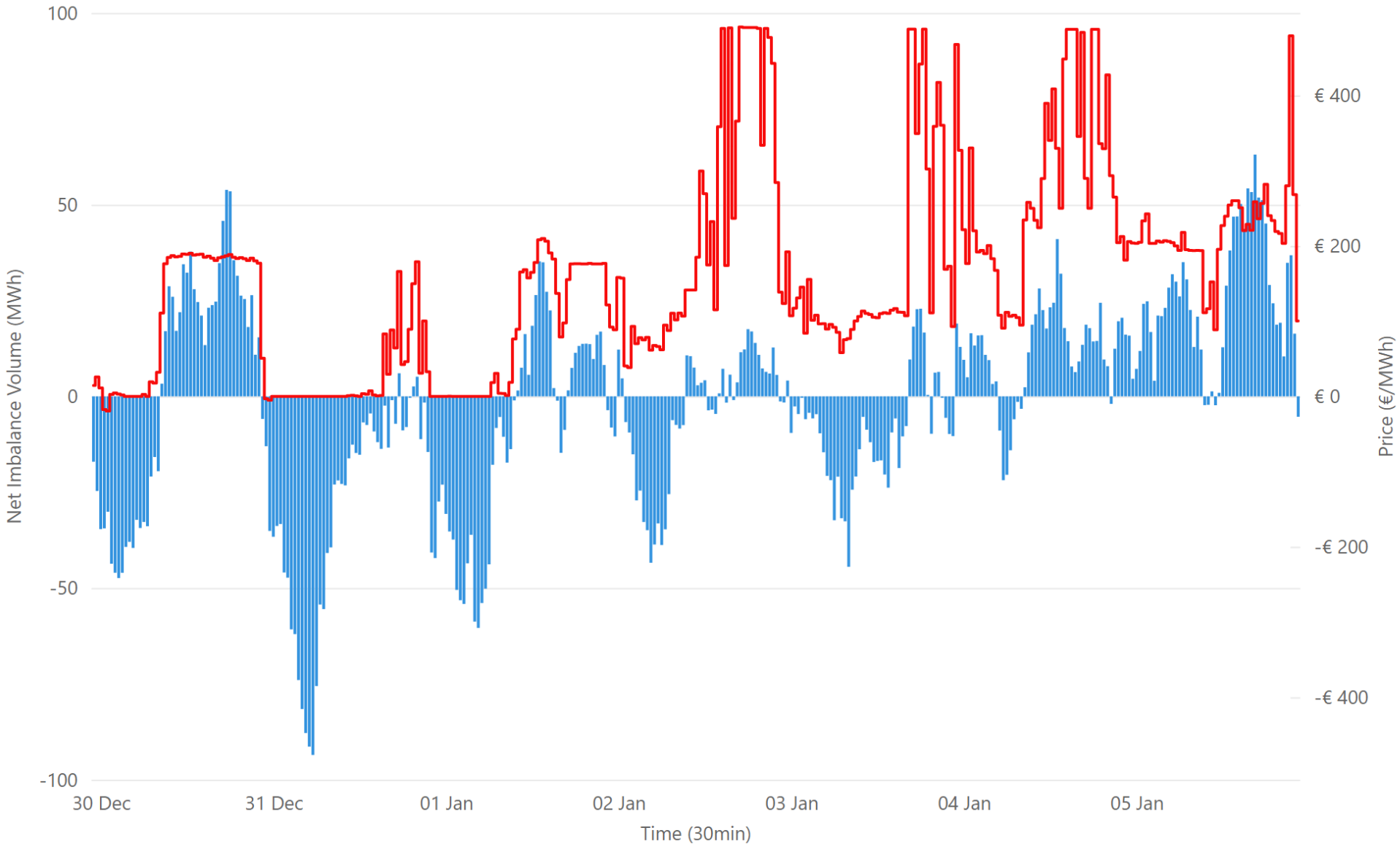
Weekly Balancing Market 5 Minute Summary - Week Commencing 30 December 2024



€ 158.53
Ave 5min Imbalance Price*
-€ 58.80
Min 5min Imbalance Price*
€ 492.80
Max 5min Imbalance Price*

Source: * SEMO

Weekly Balancing Market 30 Minute Summary - Week Commencing 30 December 2024

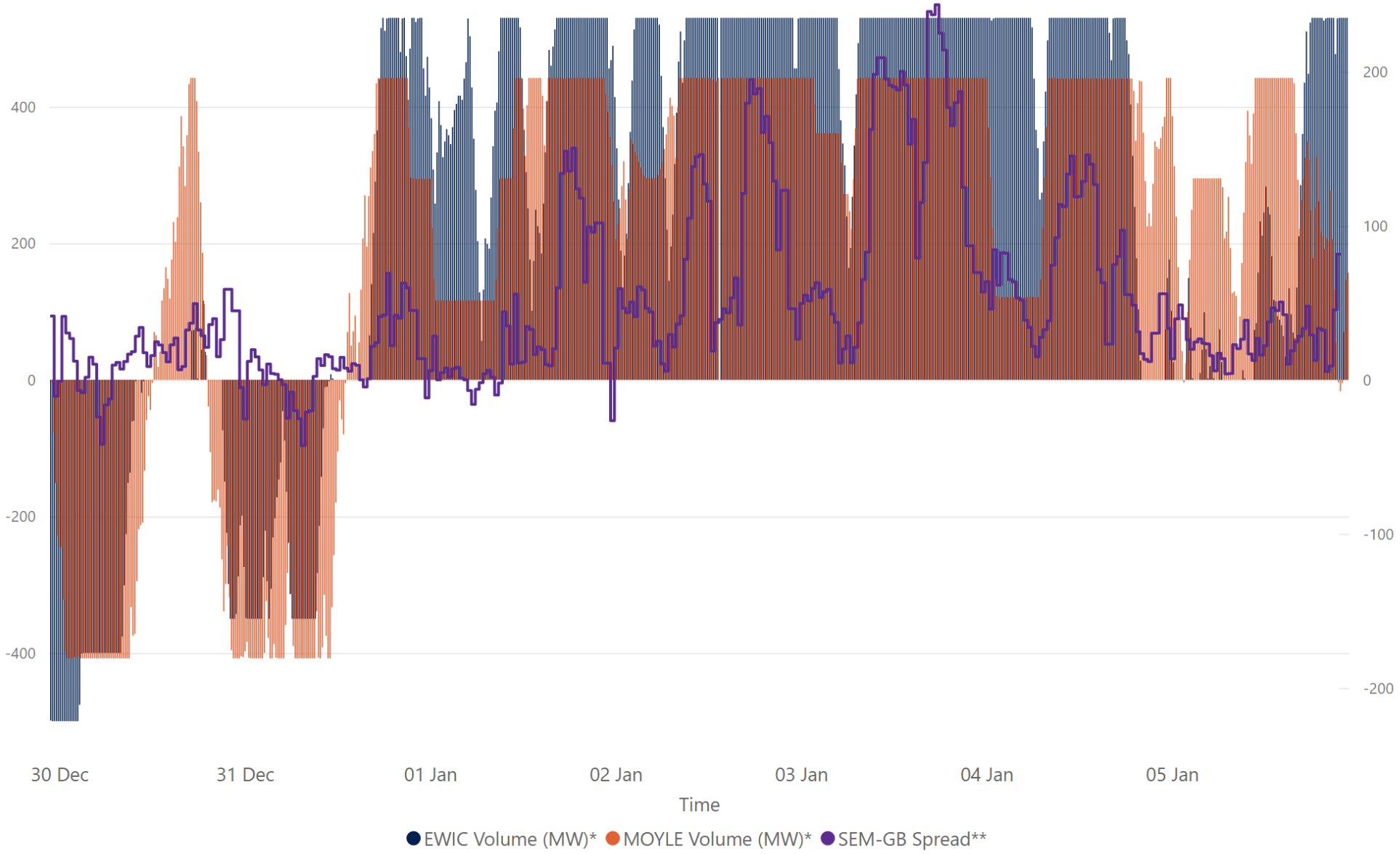


● Net Imbalance Volume* ● 30 Minute Imbalance Settlement Price*

€ 158.53
Ave 30min Imbalance Price*
€ 491.11
Max 30min Imbalance Price*
-€ 19.50
Min 30min Imbalance Price*
63.07
Max Net Imbalance Volume*
-93.55
Min Net Imbalance Volume*

Source: * SEMO

Weekly Interconnection Summary - Week Commencing 30 December 2024



183,871.00
Weekly MOYLE (MW) Import*
-41,325.00
Weekly MOYLE (MW) Export*
142,546.00
Weekly MOYLE (MW) NET*
205,112.00
Weekly EWIC (MW) Import*
-32,439.00
Weekly EWIC (MW) Export*
172,673.00
Weekly EWIC (MW) NET*

Sources:
* EirGrid
** SEMO, EPEX & Nordpool

Weekly Wind Capacity Summary - Week Commencing 30 December 2024



4031
Max Actual Wind (MW)*
0
Min Actual Wind (MW)*
5346
Max Forecast Wind (MW)*
212
Min Forecast Wind (MW)*

Sources:
* EirGrid

● 15 Minute Forecast Wind (MW)* ● 15 Minute Actual Wind (MW)*