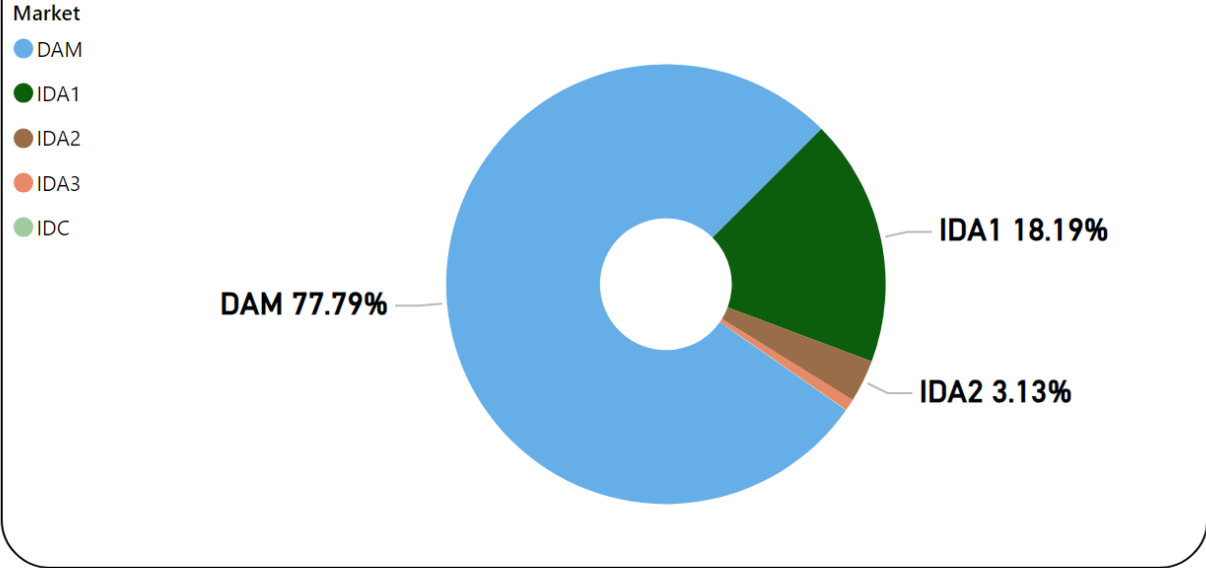


MMU Weekly Market Summary Report

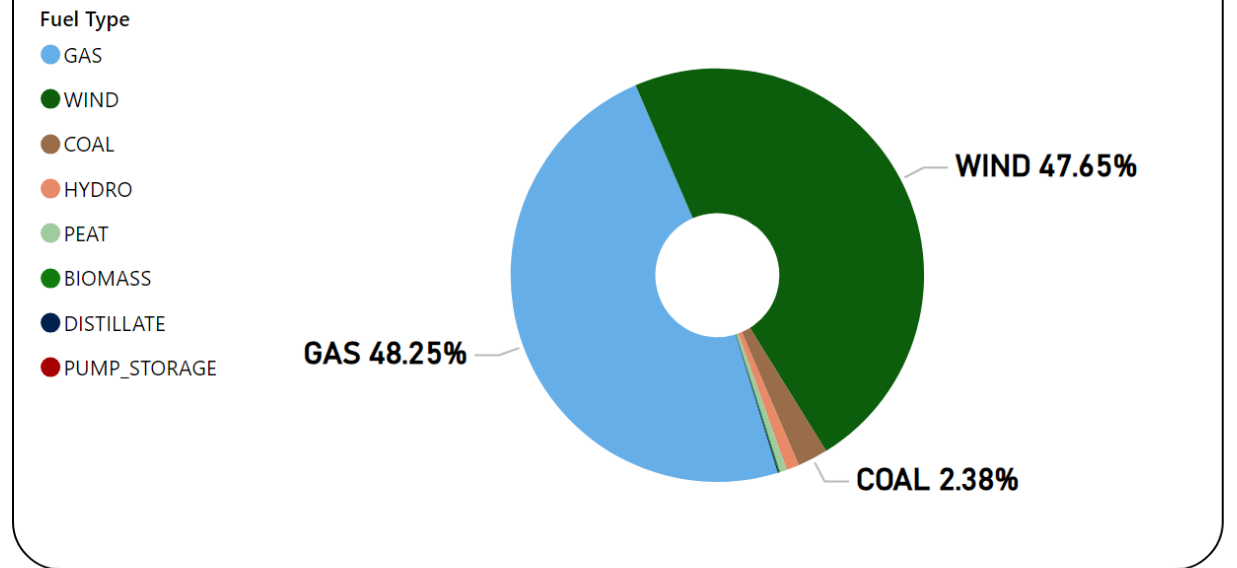
- Week Commencing 13 January 2025

Weekly Volume by Market



Source: SEMO PX

Weekly Fuel Mix



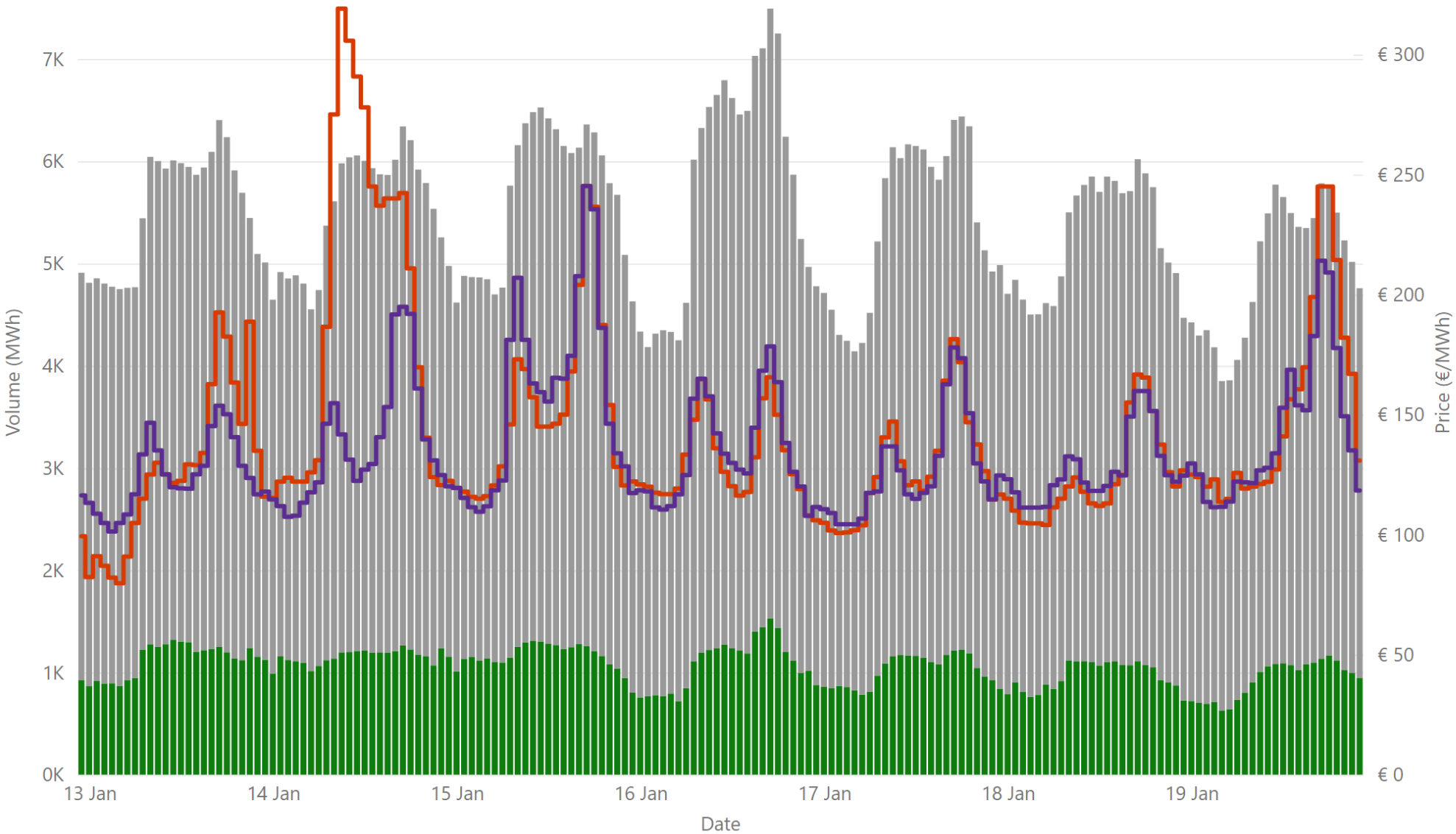
Source: SEMO PX

Summary Table

Date	Daily System Demand (MWh)*	Daily DAM Price (€/MWh)**	Daily Actual Wind (MWh)*	Daily Average Gas Price (p/th)***	Daily Average Coal Price (€/t)***	Daily Average Carbon Price (€/t)***
13 January 2025	127,143.50	128.38	79,151.25	123.75	107.75	74.90
14 January 2025	126,689.00	197.43	32,639.50	120.20	105.35	75.07
15 January 2025	124,887.00	154.29	52,821.00	119.35	106.35	75.92
16 January 2025	126,411.00	133.02	71,325.00	118.15	107.20	75.95
17 January 2025	123,633.25	129.36	74,088.25	123.35	108.90	77.52
18 January 2025	115,521.75	124.19	78,096.50	123.35	108.90	77.52
19 January 2025	114,043.25	153.16	39,771.00	123.35	108.90	77.52

Sources: *EirGrid **SEMO PX ***Oil Market Journal

Weekly Day Ahead Market Summary - Week Commencing 13 January 2025



€ 142.77
 Weekly Average SEM DAM Price*

135.23
 Weekly Average GB EPEX PRICE*

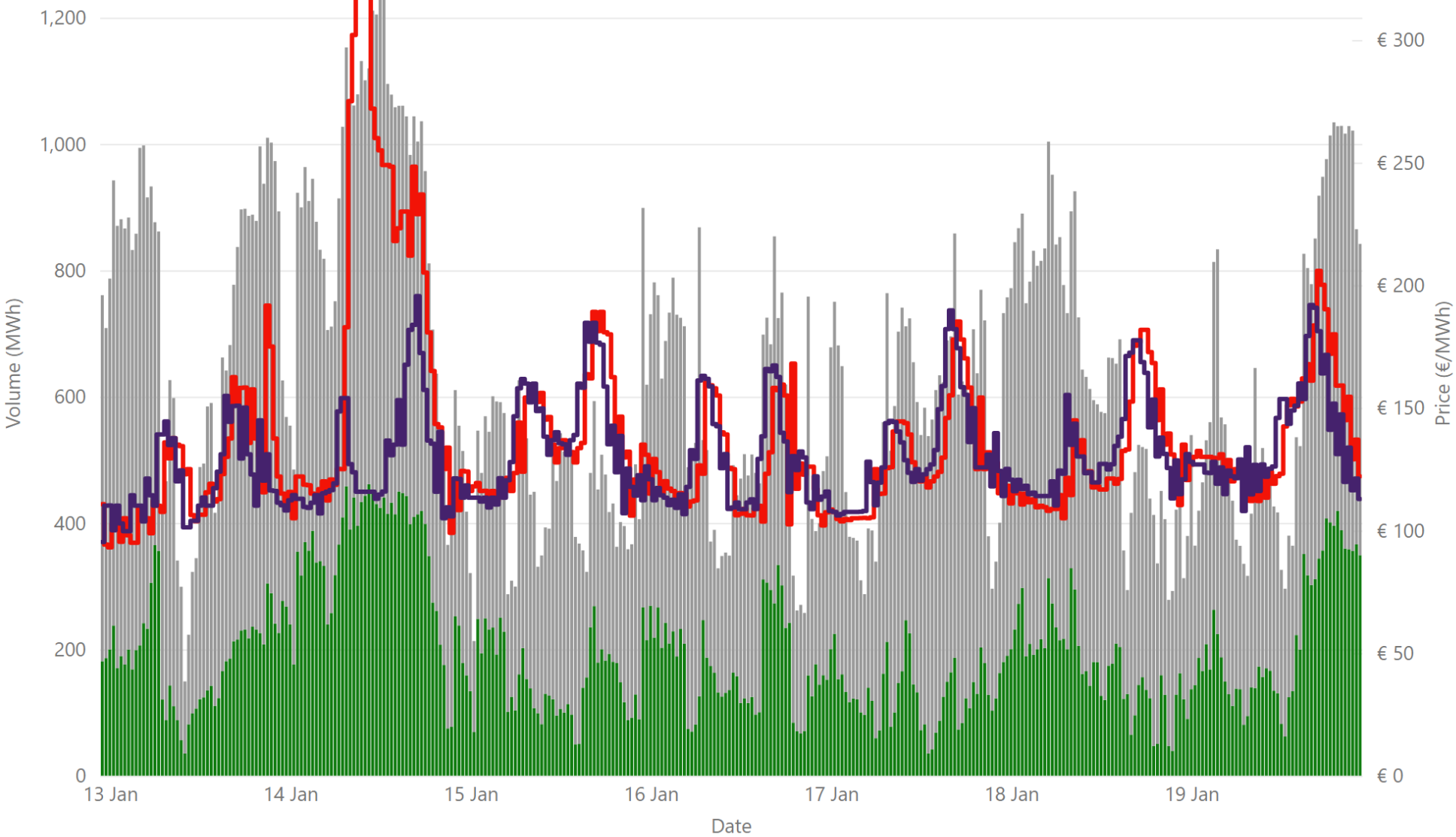
€ 133,029,604.91
 Weekly SEM DAM Market Value*

912,999.90
 Weekly SEM DAM Volume MWh*

Sources:
 * SEMO PX
 ** EPEX
 *** Nordpool

Legend ● NI Volume* ● ROI Volume* ● SEM DAM Price* ● GB EPEX Price*

Weekly Intraday Auction 1 Summary - Week Commencing 13 January 2025



€ 137.96
Weekly Average SEM IDA1 Price*

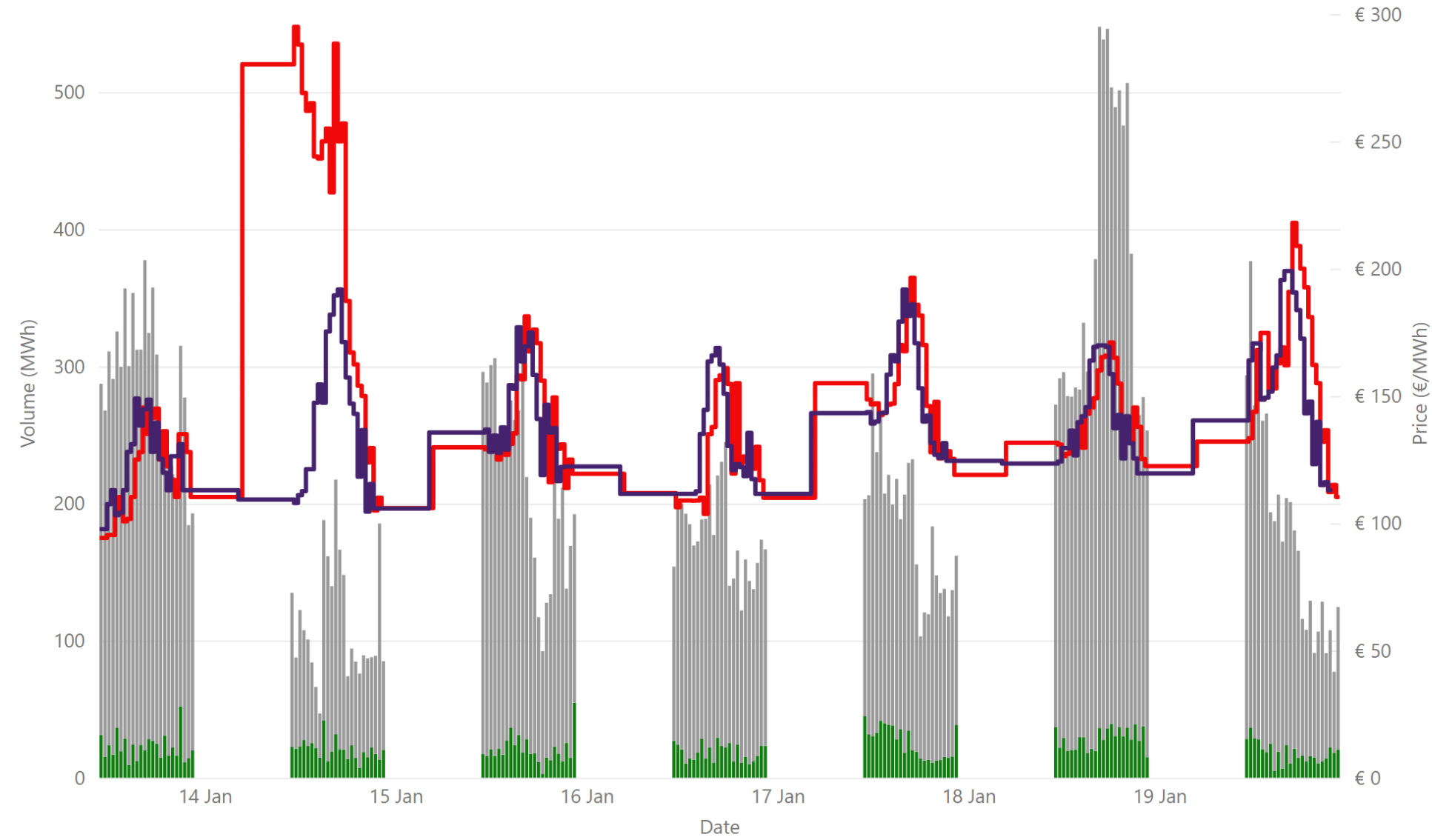
€ 130.16
Weekly Average GB IDA1 Price**

€ 30,811,848.22
Weekly SEM IDA1 Market Value*

213,495.50
Weekly SEM DAM Volume MWh*

Sources:
* SEMO PX
** EPEX

Weekly Intraday Auction 2 Summary - Week Commencing 13 January 2025

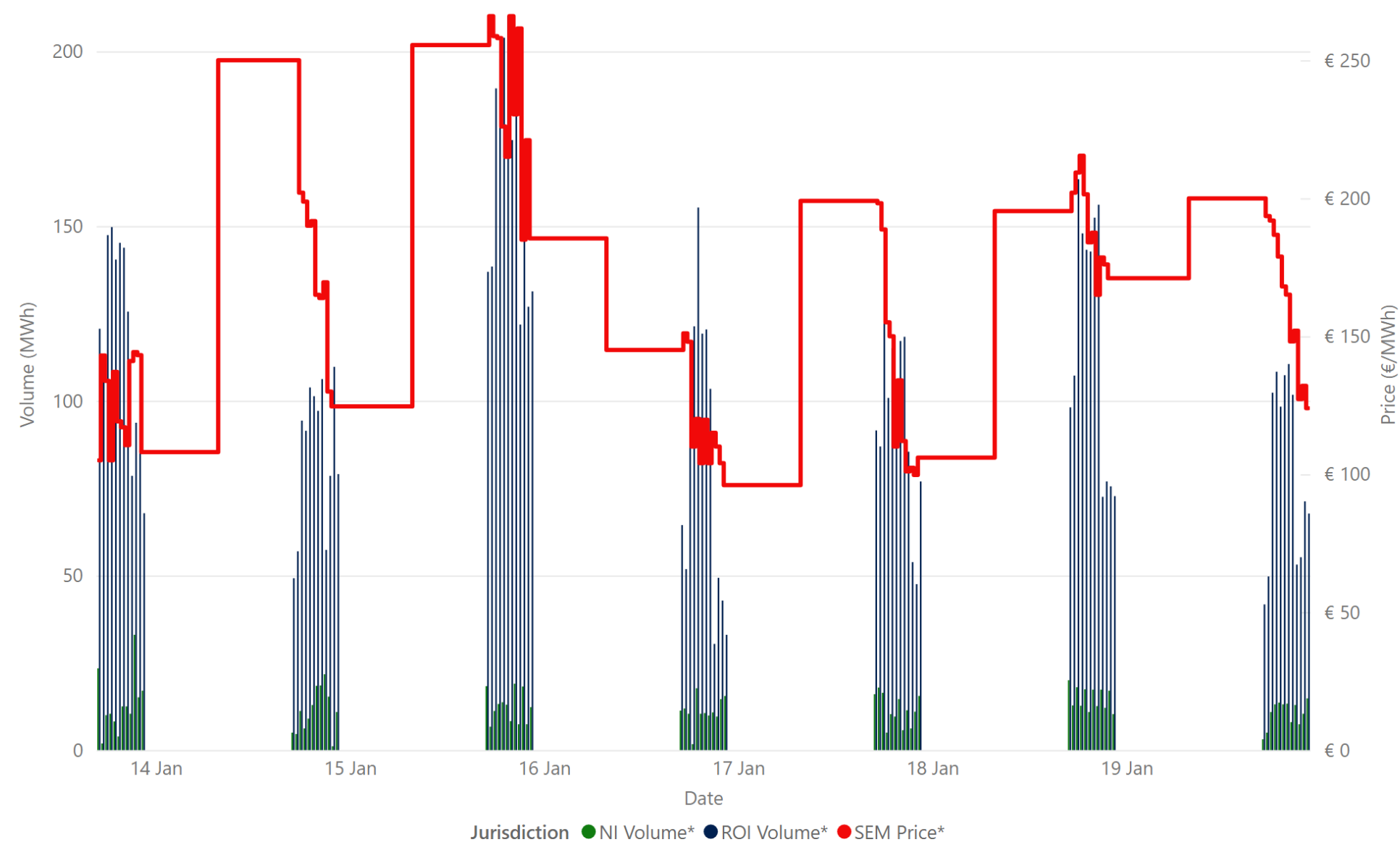


€ 149.73
 Weekly Average SEM IDA2 Price*
€ 140.56
 Weekly Average GB IDA2 Price**
€ 5,328,058.98
 Weekly SEM IDA2 Market Value*
36,687.50
 Weekly SEM IDA2 Volume MWh*

Sources:
 * SEMO PX
 ** EPEX

Jurisdiction Volume ● NI Volume* ● ROI Volume* ● SEM IDA2 Price* ● GB Price**

Weekly Intraday Auction 3 Summary - Week Commencing 13 January 2025



€ 164.30
Weekly Average SEM IDA3 Price*

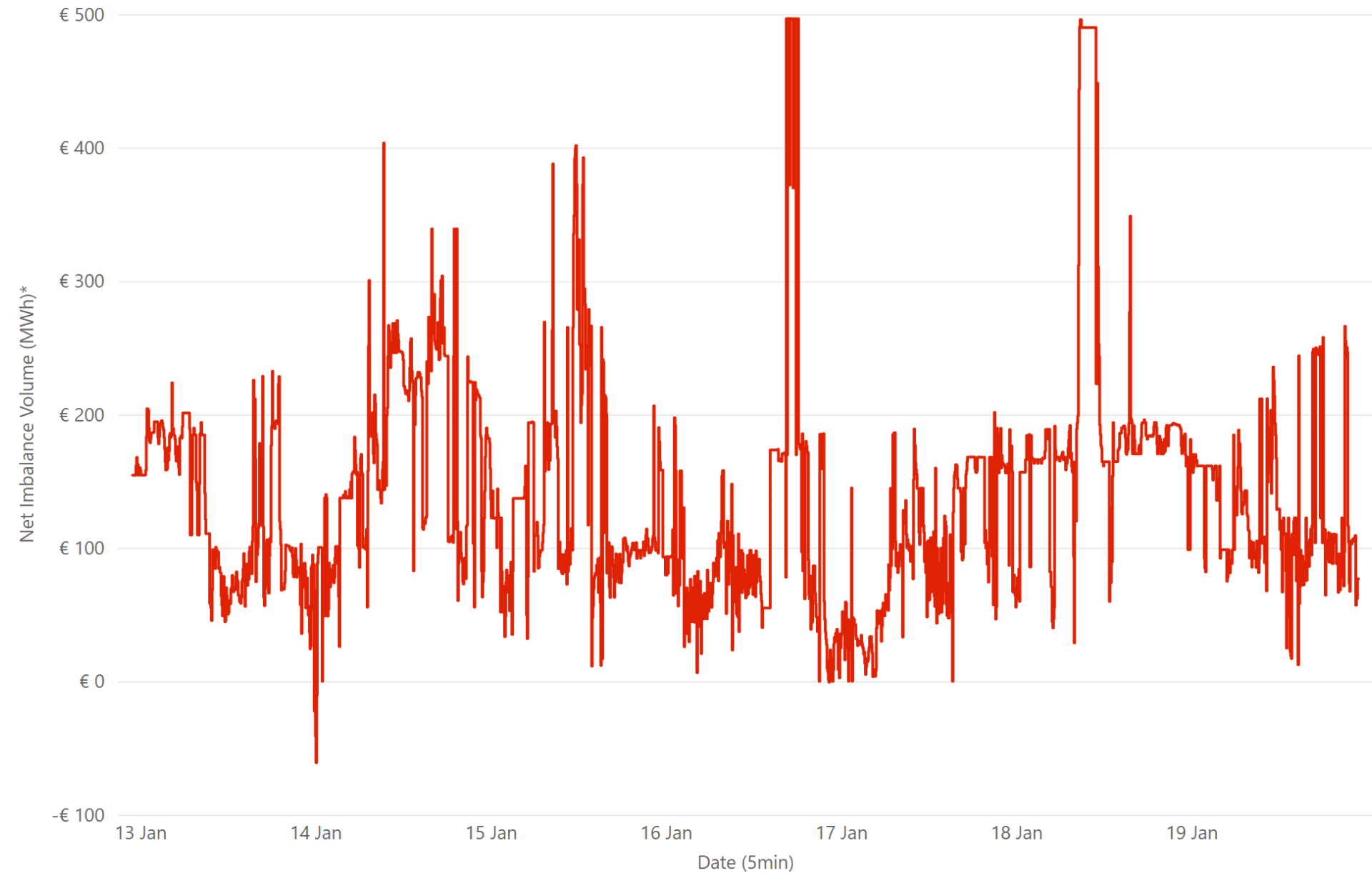
€ 1,696,992.79
Weekly SEM IDA3 Market Value*

9,935.00
Weekly SEM IDA3 Volume MWh*

Source: * SEMO PX

Weekly Balancing Market 5 Minute Summary - Week Commencing 13 January 2025

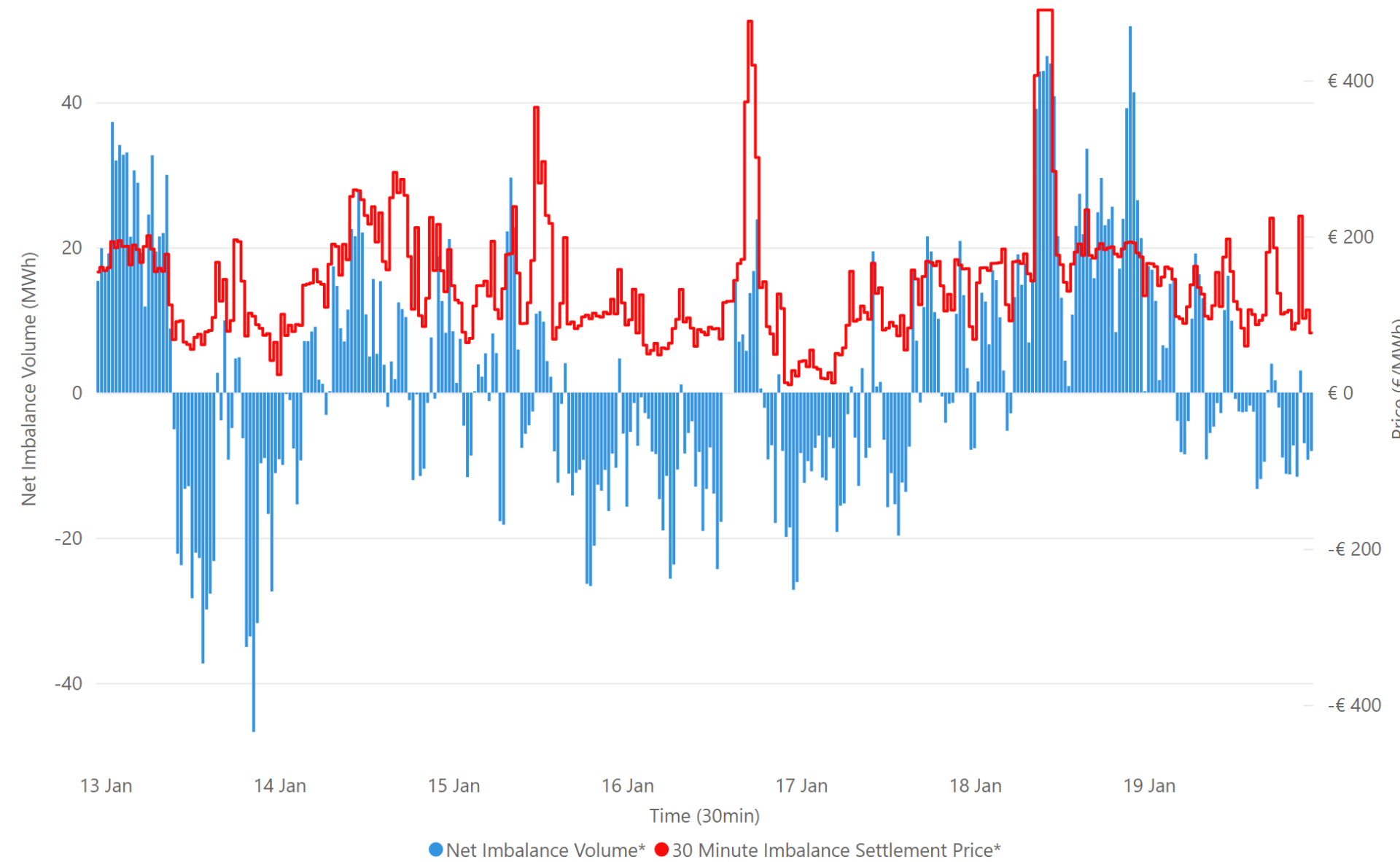
13 January 2025



€ 138.42
Ave 5min Imbalance Price*
-€ 61.10
Min 5min Imbalance Price*
€ 496.57
Max 5min Imbalance Price*

Source: * SEMO

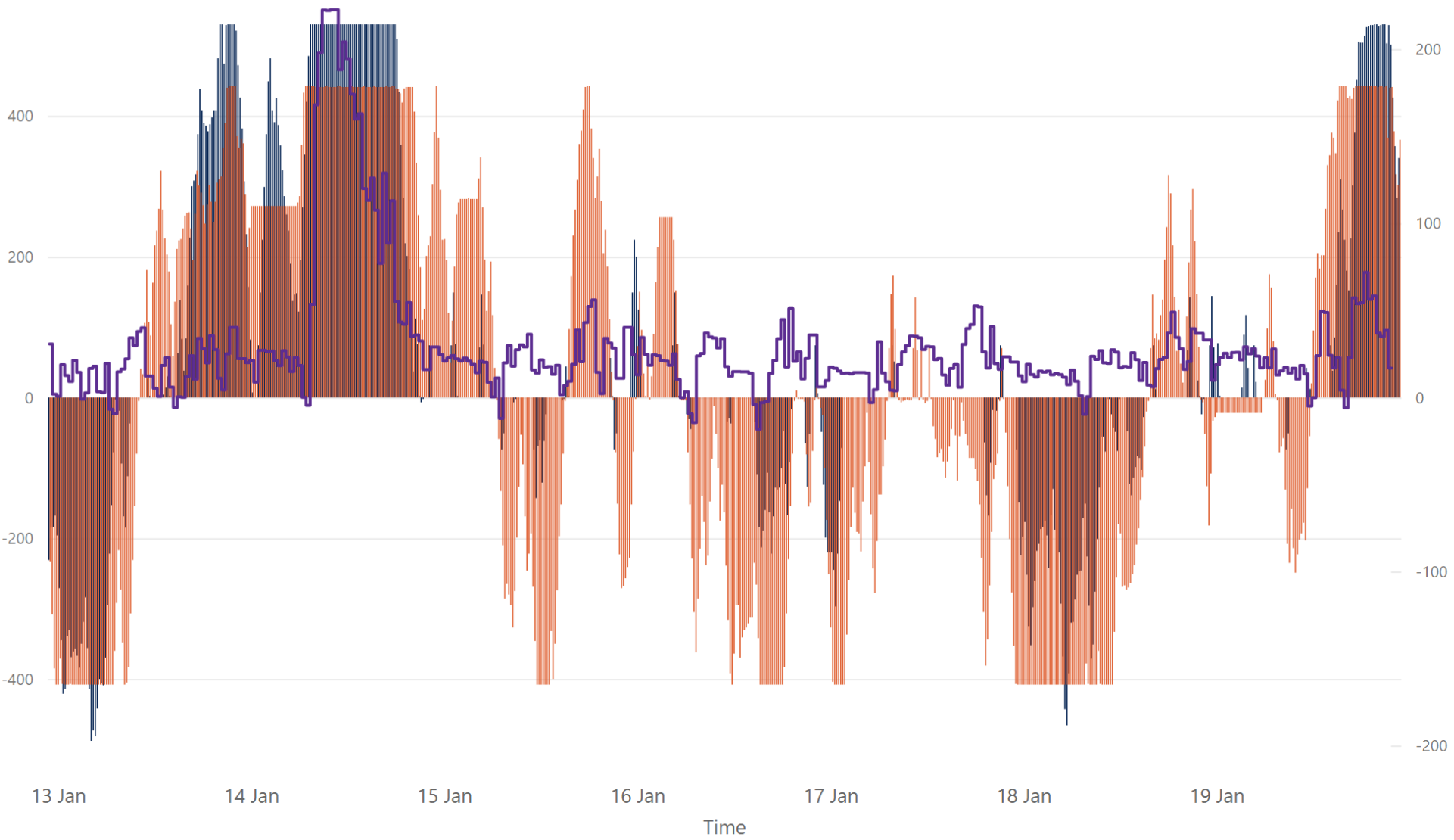
Weekly Balancing Market 30 Minute Summary - Week Commencing 13 January 2025



€ 138.19
Ave 30min Imbalance Price*
€ 489.93
Max 30min Imbalance Price*
€ 10.13
Min 30min Imbalance Price*
50.48
Max Net Imbalance Volume*
-46.77
Min Net Imbalance Volume*

Source: * SEMO

Weekly Interconnection Summary - Week Commencing 13 January 2025



86,896.00
Weekly MOYLE (MW) Import*
-81,158.00
Weekly MOYLE (MW) Export*
5,738.00
Weekly MOYLE (MW) NET*
62,747.00
Weekly EWIC (MW) Import*
-29,614.00
Weekly EWIC (MW) Export*
33,133.00
Weekly EWIC (MW) NET*

Sources:
* EirGrid
** SEMO, EPEX & Nordpool

● EWIC Volume (MW)* ● MOYLE Volume (MW)* ● SEM-GB Spread**

Weekly Wind Capacity Summary - Week Commencing 13 January 2025



4044
Max Actual Wind (MW)*
475
Min Actual Wind (MW)*
4604
Max Forecast Wind (MW)*
479
Min Forecast Wind (MW)*

Sources:
* EirGrid

● 15 Minute Forecast Wind (MW)* ● 15 Minute Actual Wind (MW)*