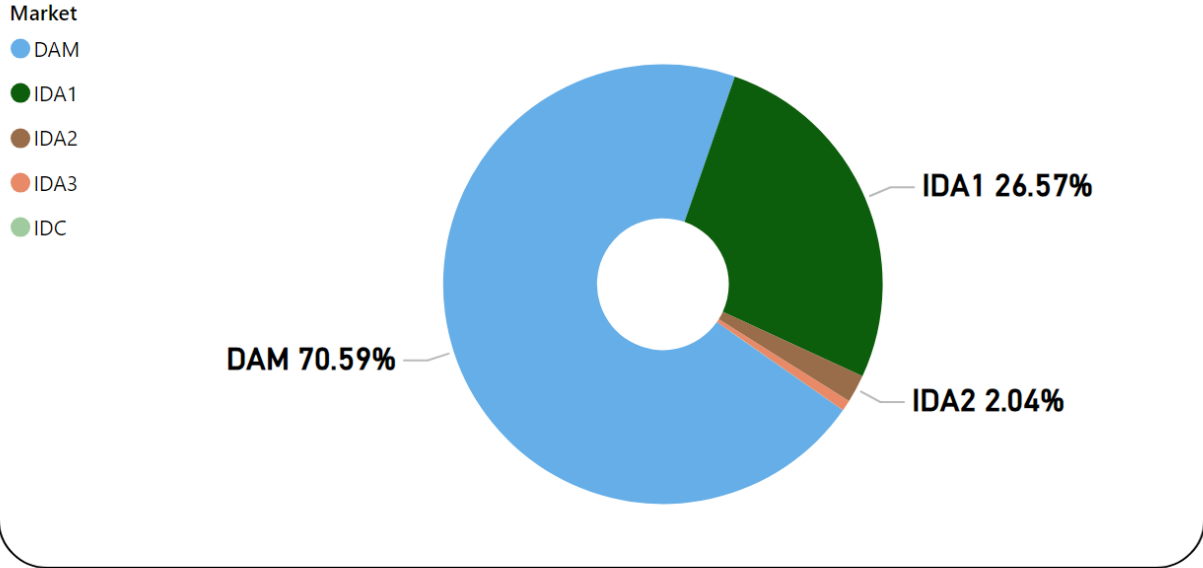


MMU Weekly Market Summary Report

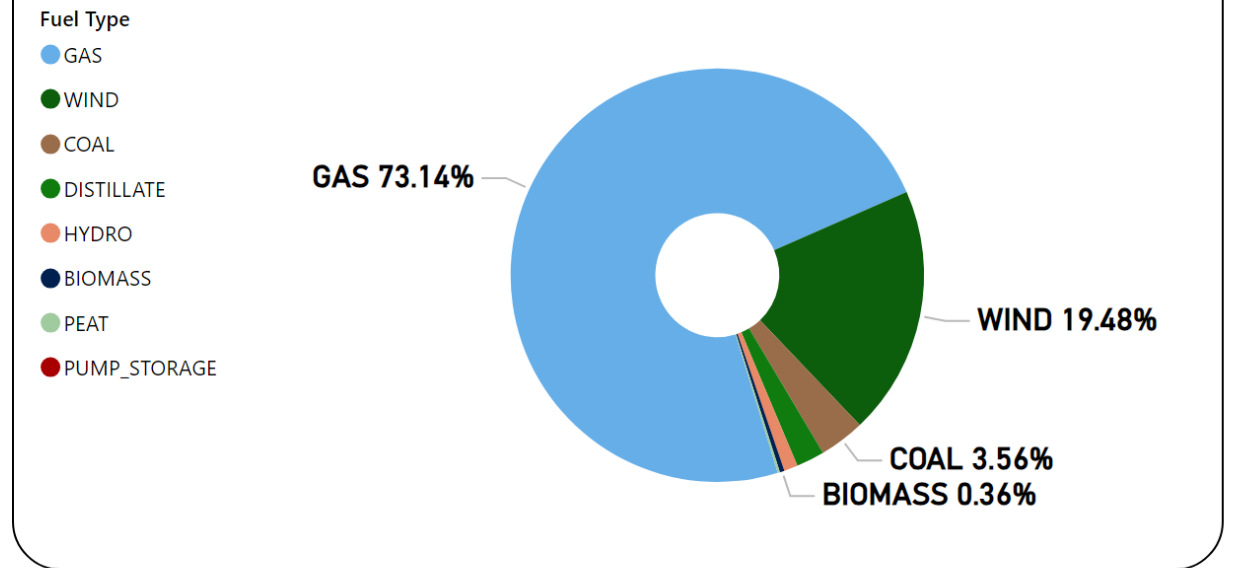
- Week Commencing 09 December 2024

Weekly Volume by Market



Source: SEMO PX

Weekly Fuel Mix



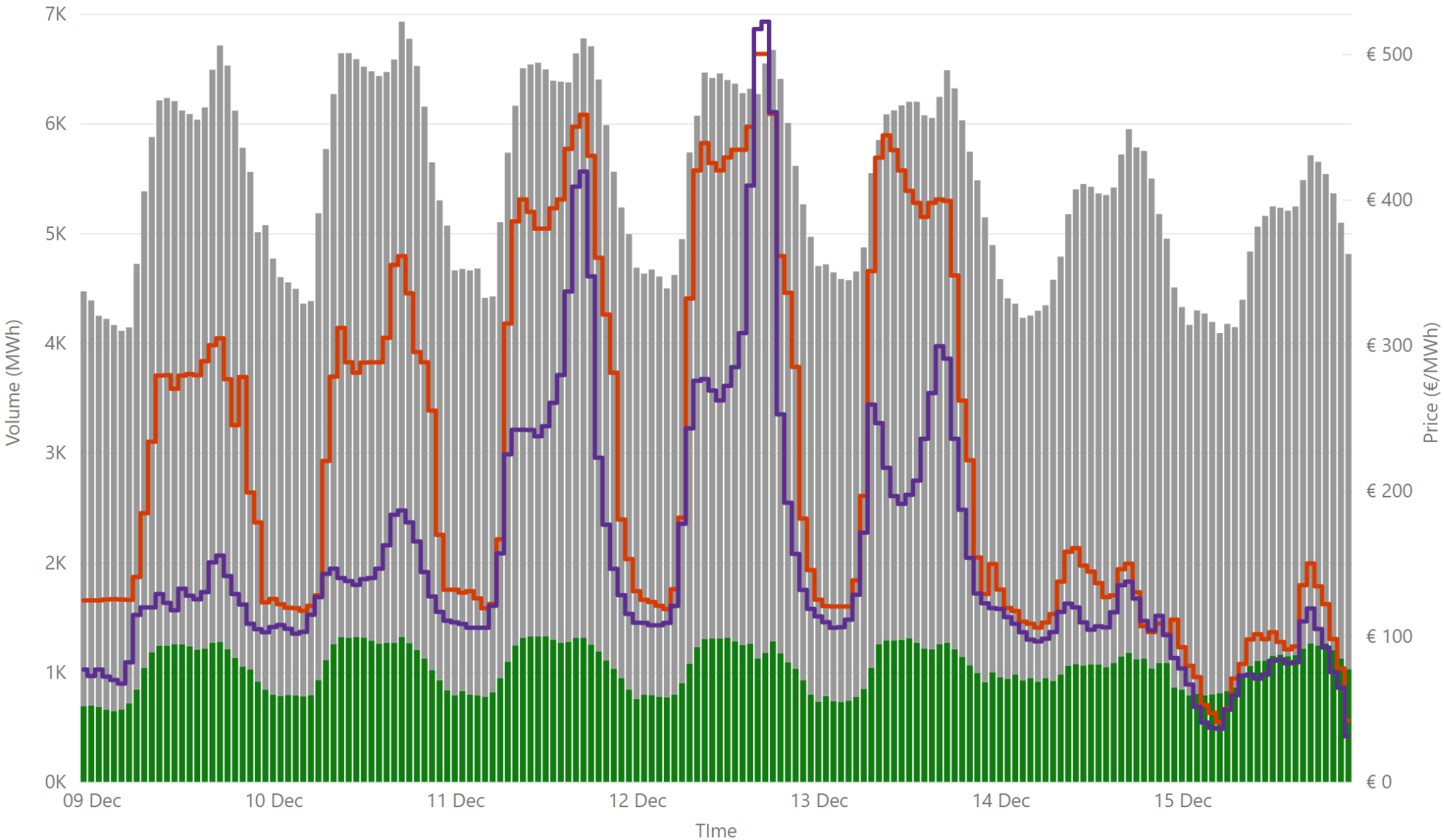
Source: SEMO PX

Summary Table

| Date | Daily System Demand (MWh)* | Daily DAM Price (€/MWh)** | Daily Actual Wind (MWh)* | Daily Average Gas Price (p/th)*** | Daily Average Coal Price (€/t)*** | Daily Average Carbon Price (€/t)*** |
|------------------|----------------------------|---------------------------|--------------------------|-----------------------------------|-----------------------------------|-------------------------------------|
| 09 December 2024 | 133,069.25 | 226.58 | 23,330.75 | 111.30 | 113.90 | 66.49 |
| 10 December 2024 | 137,965.75 | 245.45 | 16,425.75 | 112.60 | 113.90 | 68.25 |
| 11 December 2024 | 138,099.50 | 310.28 | 4,635.00 | 110.20 | 113.70 | 68.74 |
| 12 December 2024 | 137,038.25 | 330.75 | 5,275.75 | 105.60 | 112.55 | 65.55 |
| 13 December 2024 | 133,269.25 | 291.72 | 9,047.75 | 101.83 | 112.75 | 64.30 |
| 14 December 2024 | 121,673.25 | 128.18 | 44,890.50 | 101.83 | 112.75 | 64.30 |
| 15 December 2024 | 112,704.00 | 91.62 | 63,240.50 | 101.83 | 112.75 | 64.30 |

Sources: * EirGrid ** SEMO PX *** Oil Market Journal

Weekly Day Ahead Market Summary - Week Commencing 09 December 2024



€ 220.99
 Weekly Average SEM DAM Price*

152.46
 Weekly Average GB EPEX PRICE*

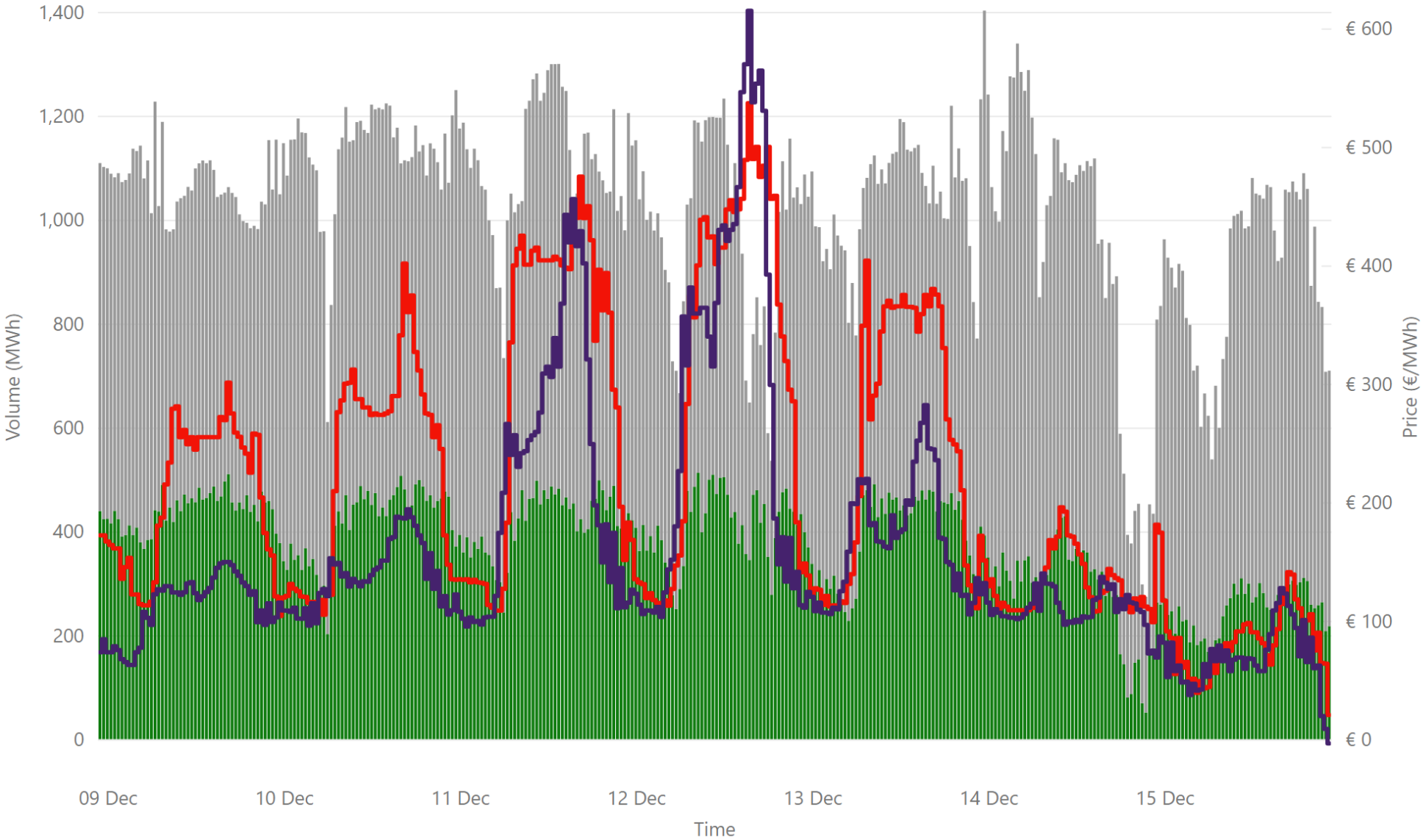
€ 216,988,344.89
 Weekly SEM DAM Market Value*

915,572.80
 Weekly SEM DAM Volume MWh*

Sources:
 * SEMO PX
 ** EPEX
 *** Nordpool

Legend ● NI Volume* ● ROI Volume* ● SEM DAM Price* ● GB EPEX Price*

Weekly Intraday Auction 1 Summary - Week Commencing 09 December 2024



Legend ● NI Volume* ● ROI Volume* ● SEM IDA1 Price* ● GB IDA1 Price**

€ 216.75
Weekly Average SEM IDA1 Price*

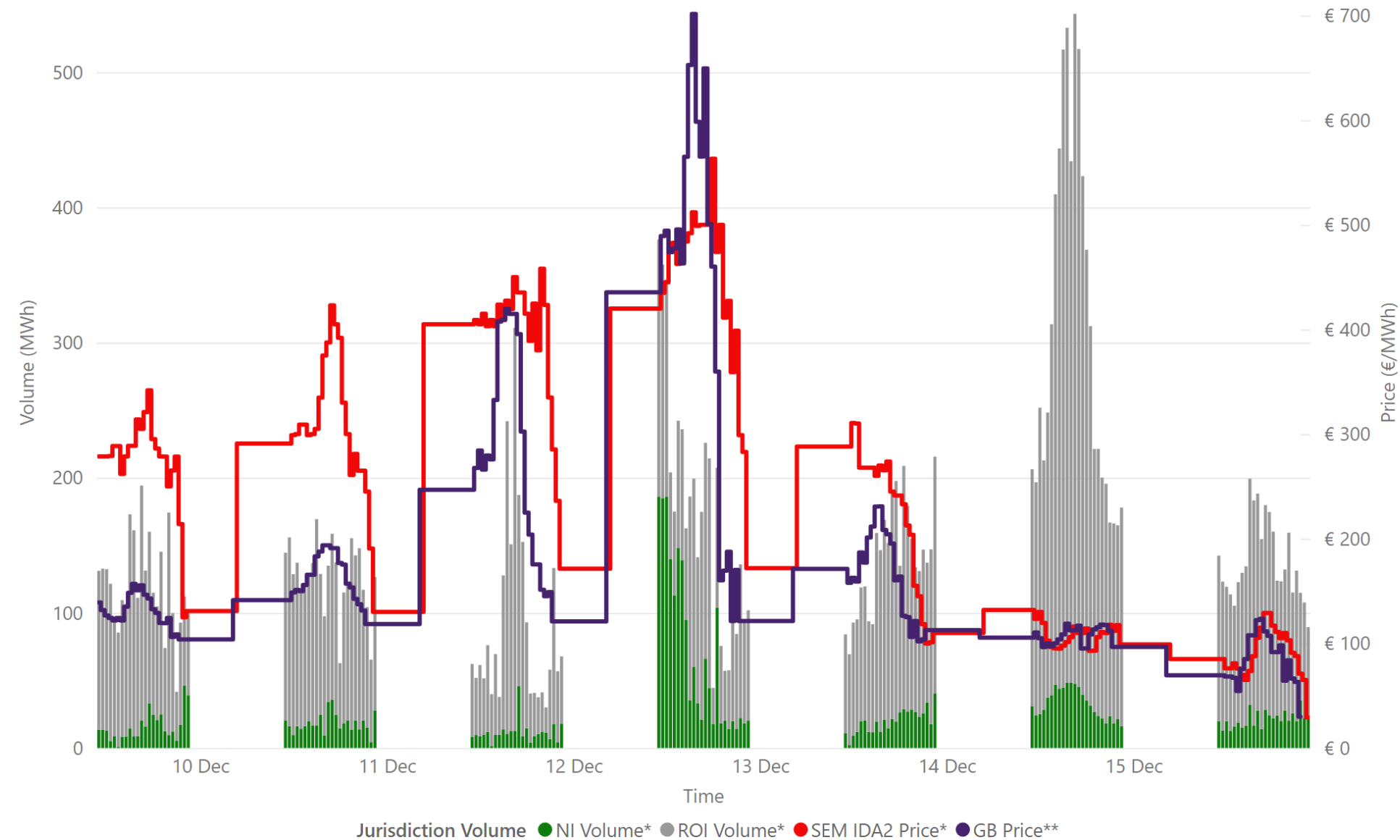
€ 158.27
Weekly Average GB IDA1 Price**

€ 76,895,809.25
Weekly SEM IDA1 Market Value*

344,596.80
Weekly SEM DAM Volume MWh*

Sources:
* SEMO PX
** EPEX

Weekly Intraday Auction 2 Summary - Week Commencing 09 December 2024



€ 261.36
Weekly Average SEM IDA2 Price*

€ 192.20
Weekly Average GB IDA2 Price**

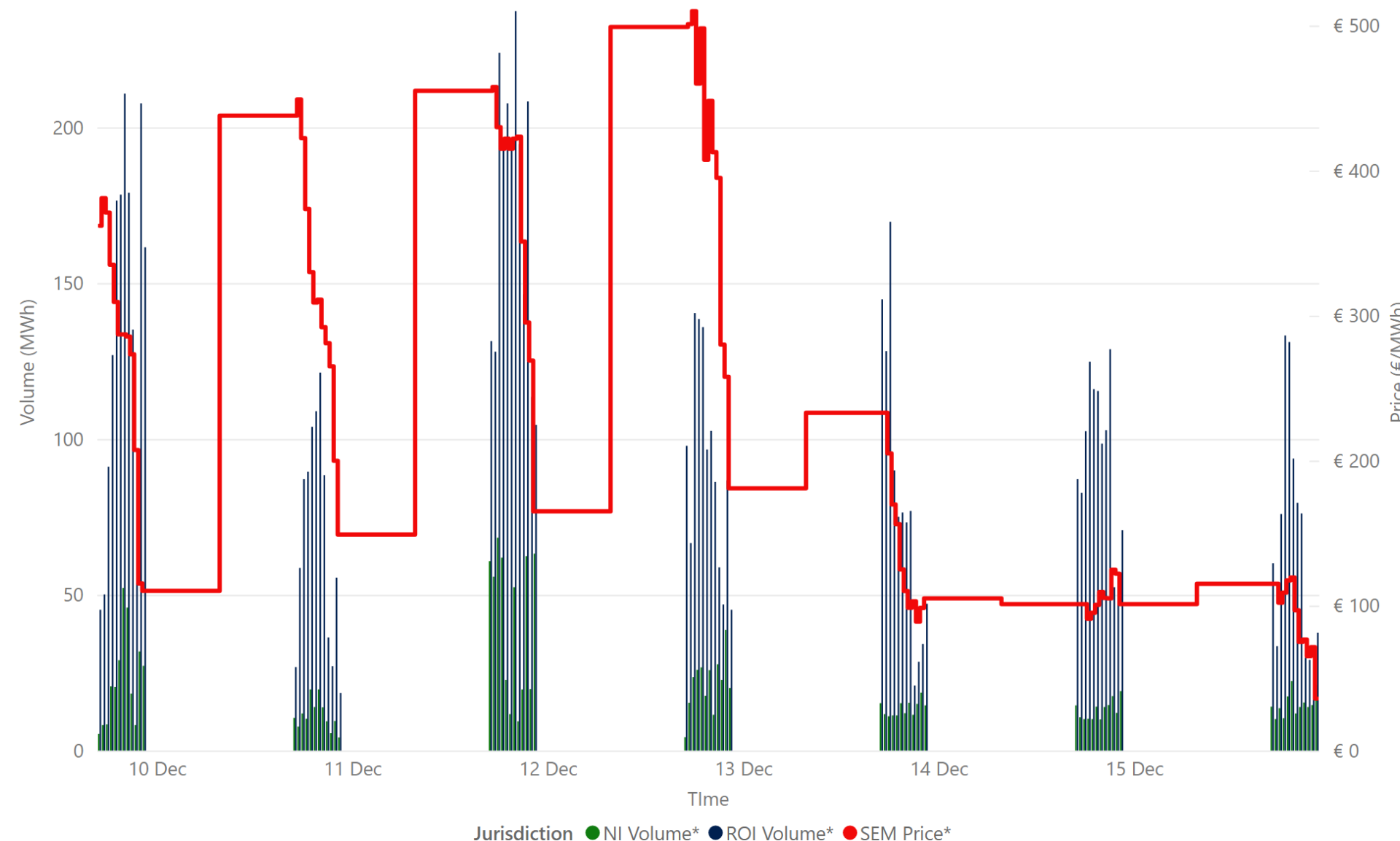
€ 6,342,817.08
Weekly SEM IDA2 Market Value*

26,515.60
Weekly SEM IDA2 Volume MWh*

Sources:
* SEMO PX
** EPEX

Jurisdiction Volume ● NI Volume* ● ROI Volume* ● SEM IDA2 Price* ● GB Price**

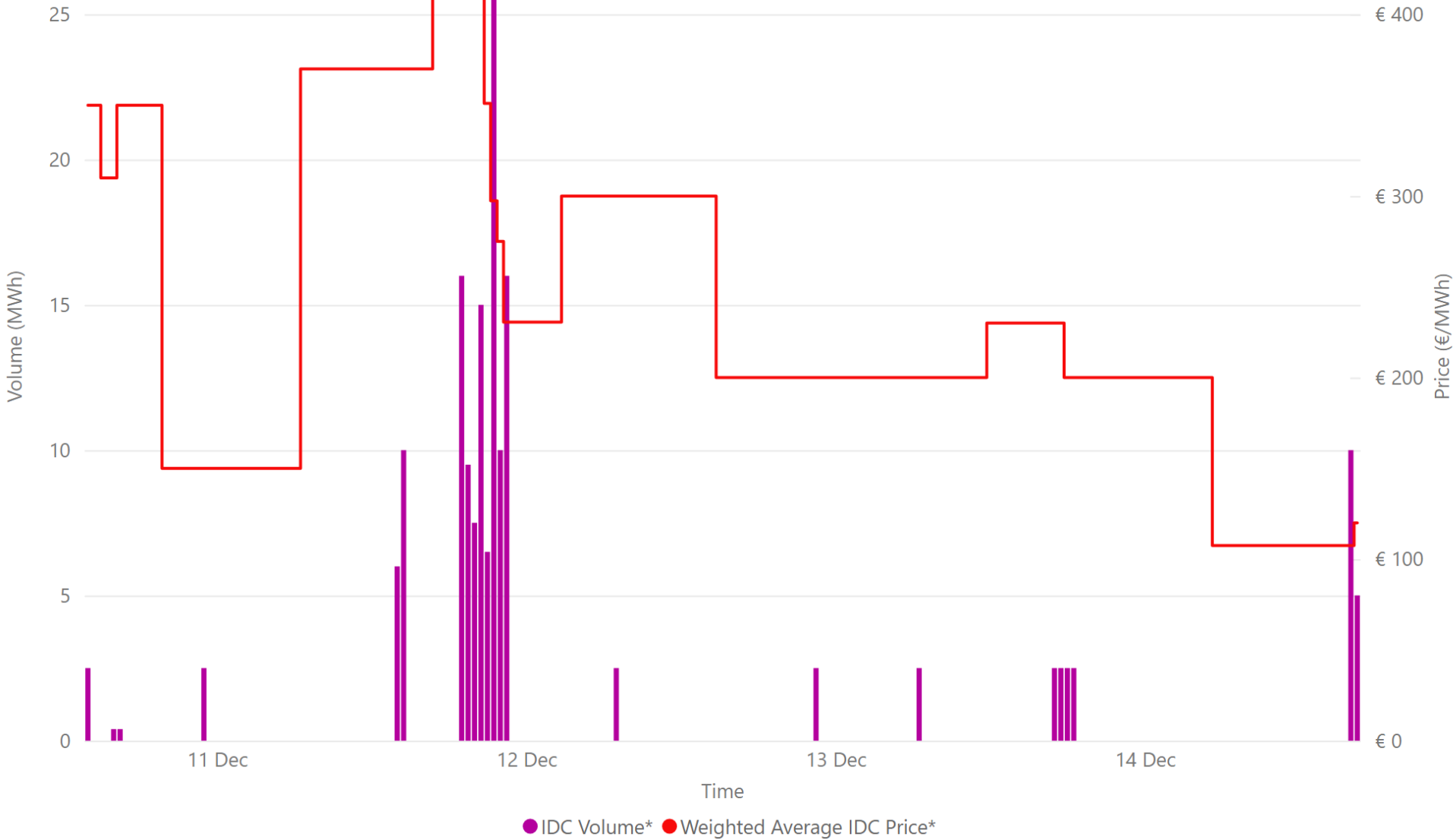
Weekly Intraday Auction 3 Summary - Week Commencing 09 December 2024



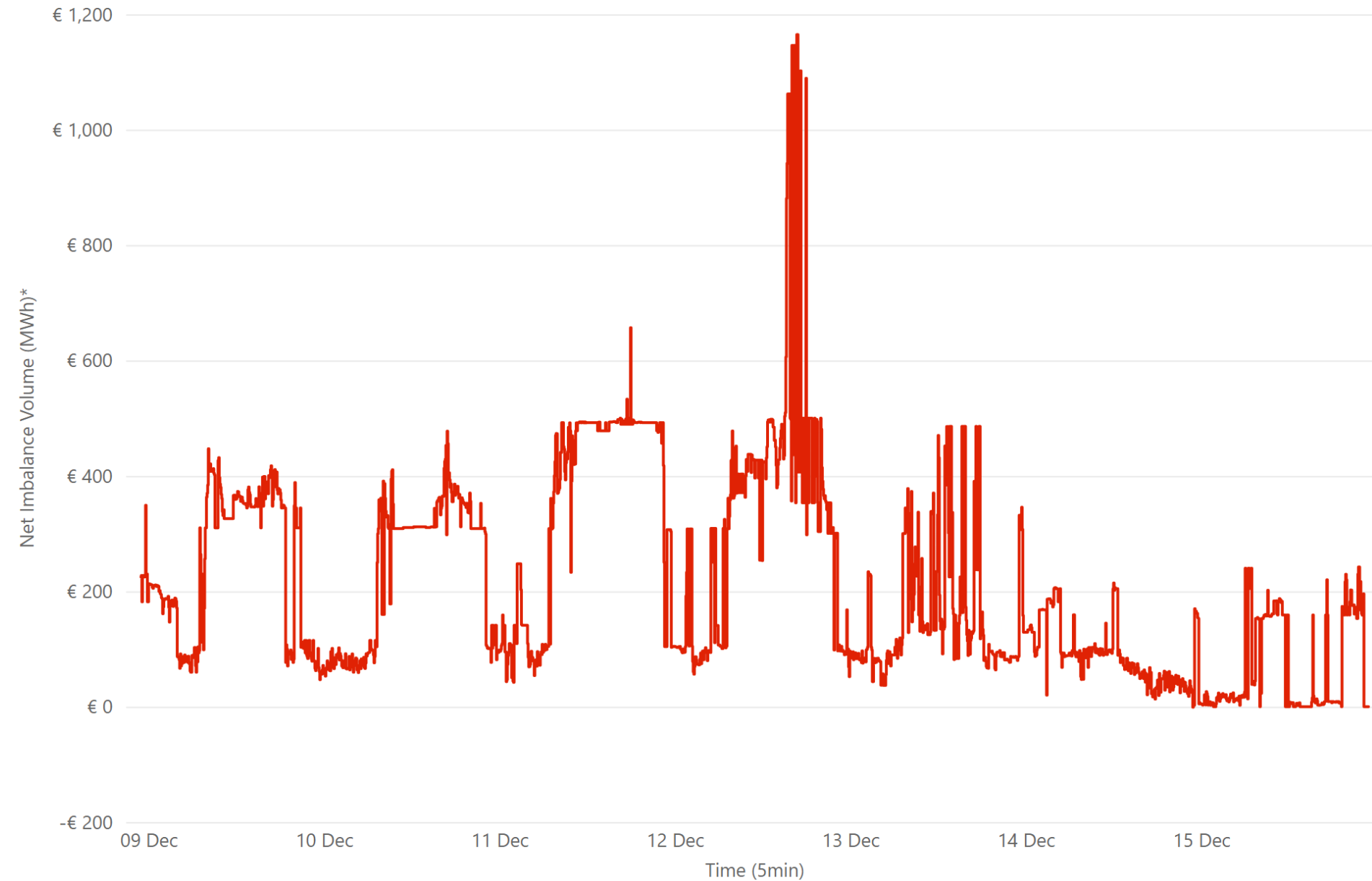
€ 245.17
Weekly Average SEM IDA3 Price*
€ 2,794,240.69
Weekly SEM IDA3 Market Value*
10,217.20
Weekly SEM IDA3 Volume MWh*

Source: * SEMO PX

Weekly Intraday Continuous Summary - Week Commencing 10 December 2024



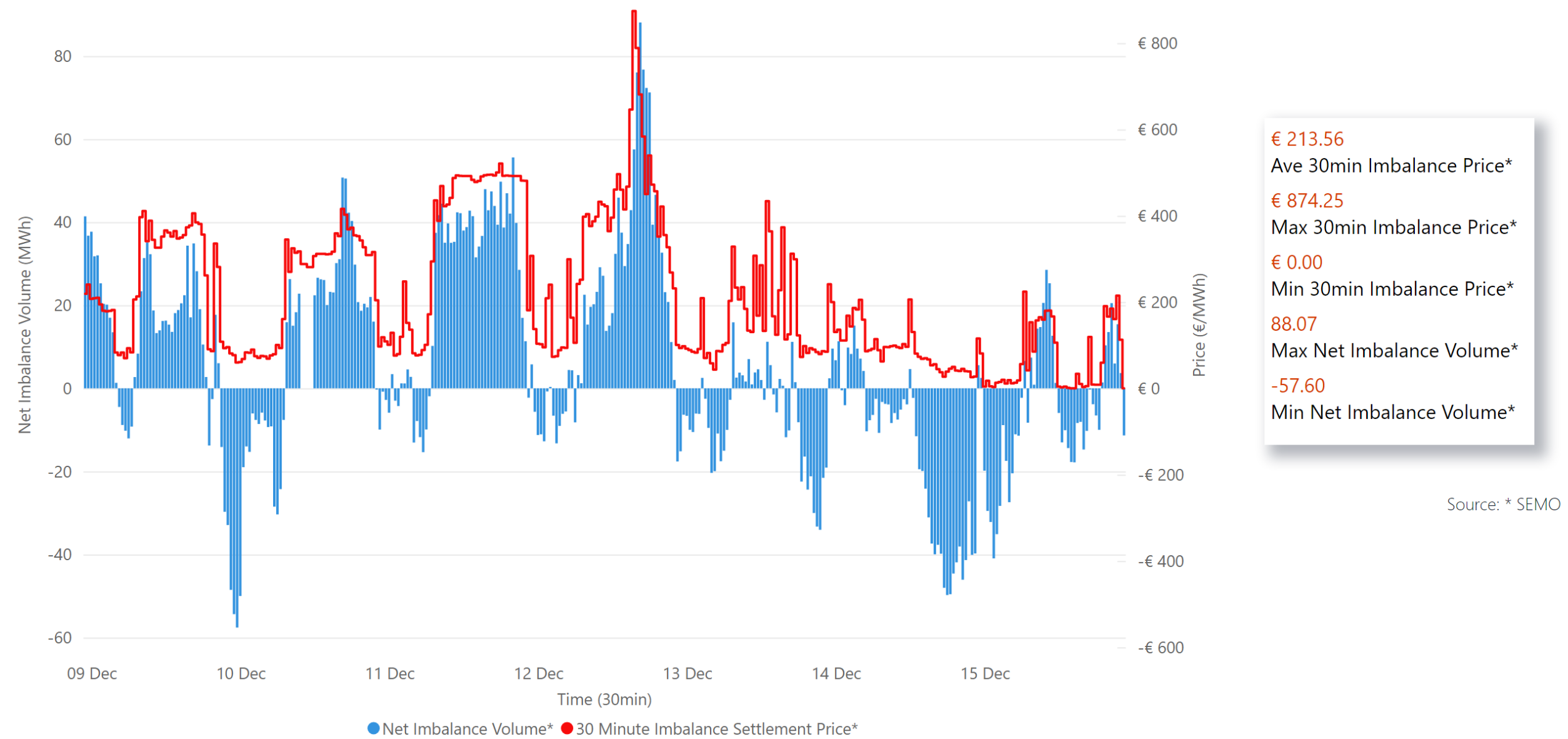
Weekly Balancing Market 5 Minute Summary - Week Commencing 09 December 2024



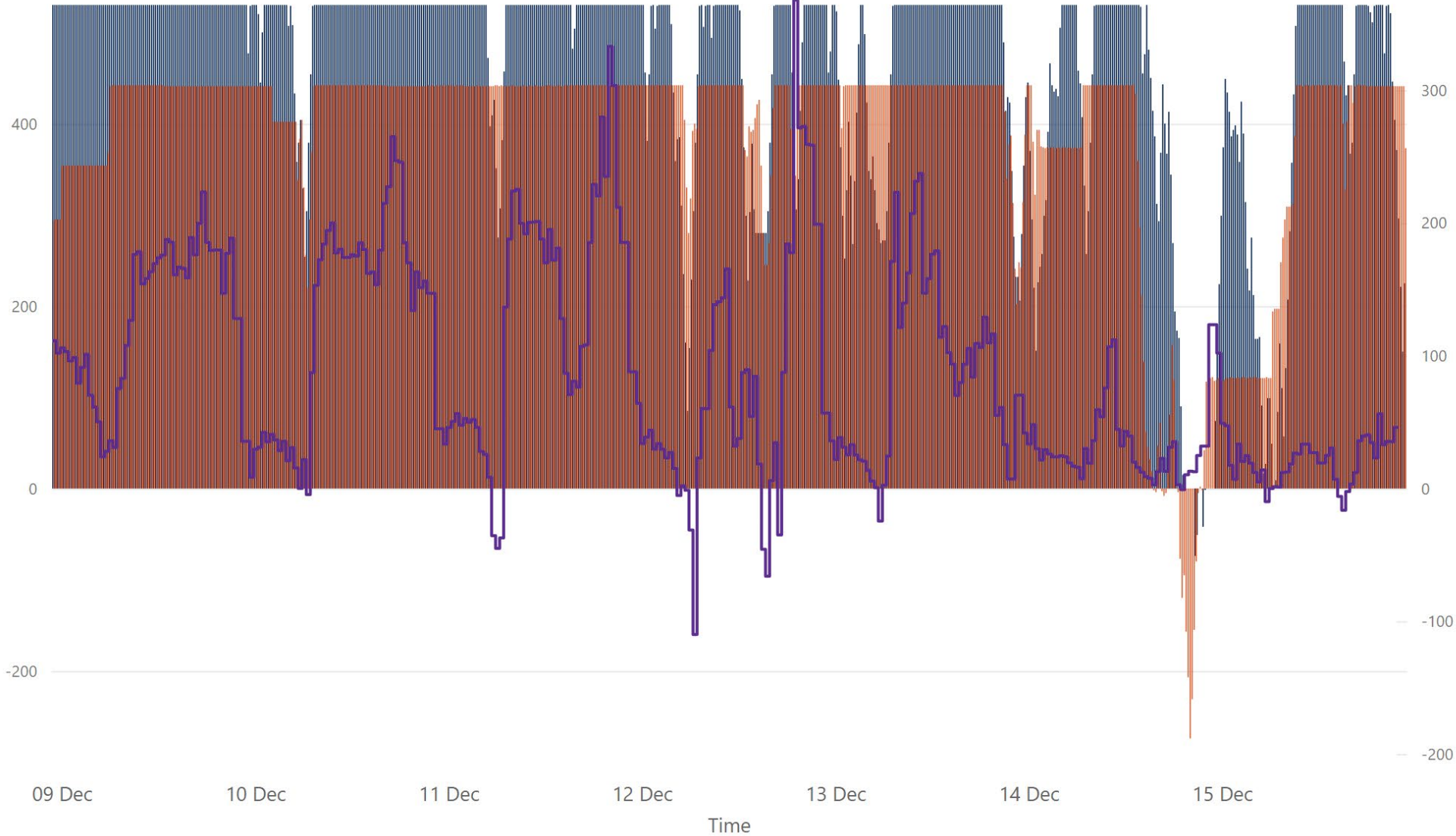
€ 212.47
Ave 5min Imbalance Price*
-€ 1.04
Min 5min Imbalance Price*
€ 1,164.95
Max 5min Imbalance Price*

Source: * SEMO

Weekly Balancing Market 30 Minute Summary - Week Commencing 09 December 2024



Weekly Interconnection Summary - Week Commencing 09 December 2024



261,207.00
Weekly MOYLE (MW) Import*

-1,429.00
Weekly MOYLE (MW) Export*

259,778.00
Weekly MOYLE (MW) NET*

307,905.00
Weekly EWIC (MW) Import*

-168.00
Weekly EWIC (MW) Export*

307,737.00
Weekly EWIC (MW) NET*

Sources:
* EirGrid
** SEMO, EPEX & Nordpool

● EWIC Volume (MW)* ● MOYLE Volume (MW)* ● SEM-GB Spread**

Weekly Wind Capacity Summary - Week Commencing 09 December 2024



3415
Max Actual Wind (MW)*

61
Min Actual Wind (MW)*

4043
Max Forecast Wind (MW)*

64
Min Forecast Wind (MW)*

Sources:
* EirGrid

● 15 Minute Forecast Wind (MW)* ● 15 Minute Actual Wind (MW)*