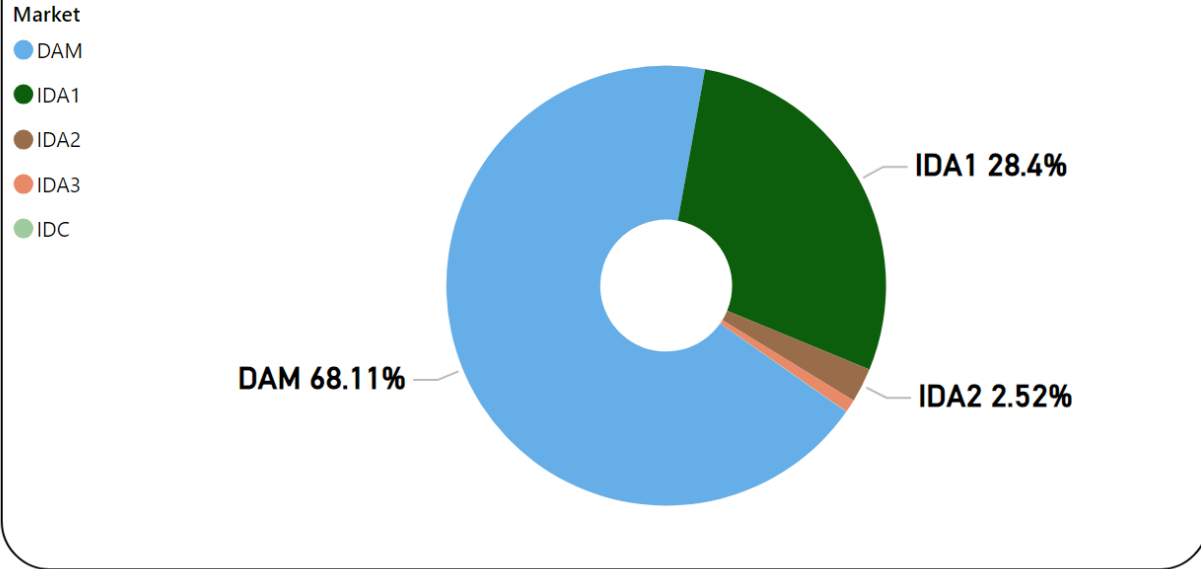


MMU Weekly Market Summary Report

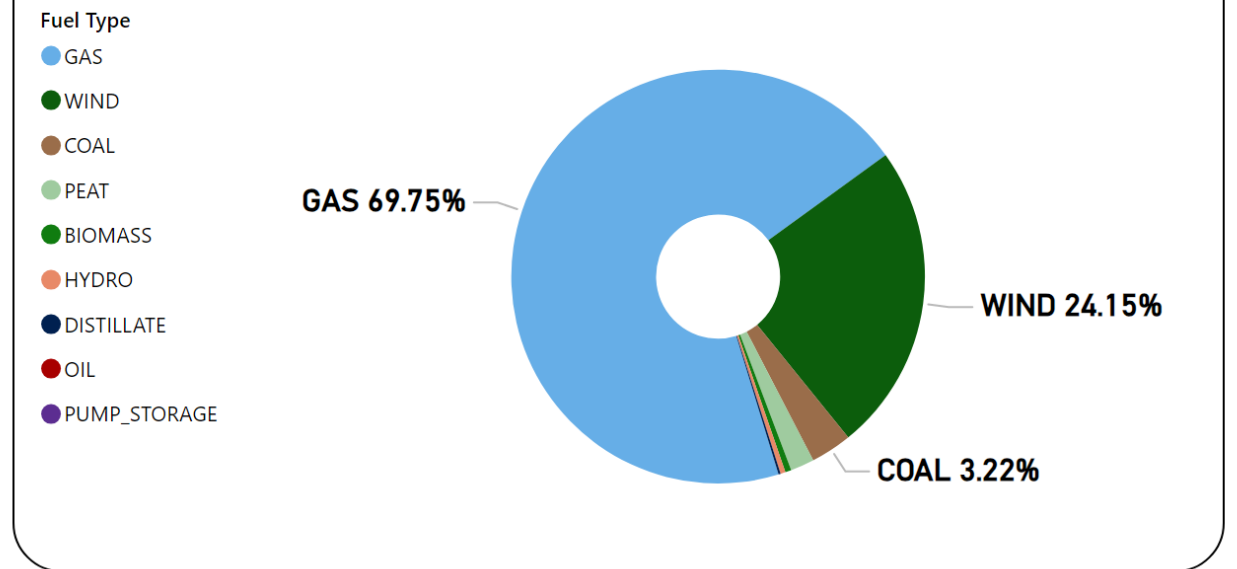
- Week Commencing 17 June 2024

Weekly Volume by Market



Source: SEMO PX

Weekly Fuel Mix



Source: SEMO PX

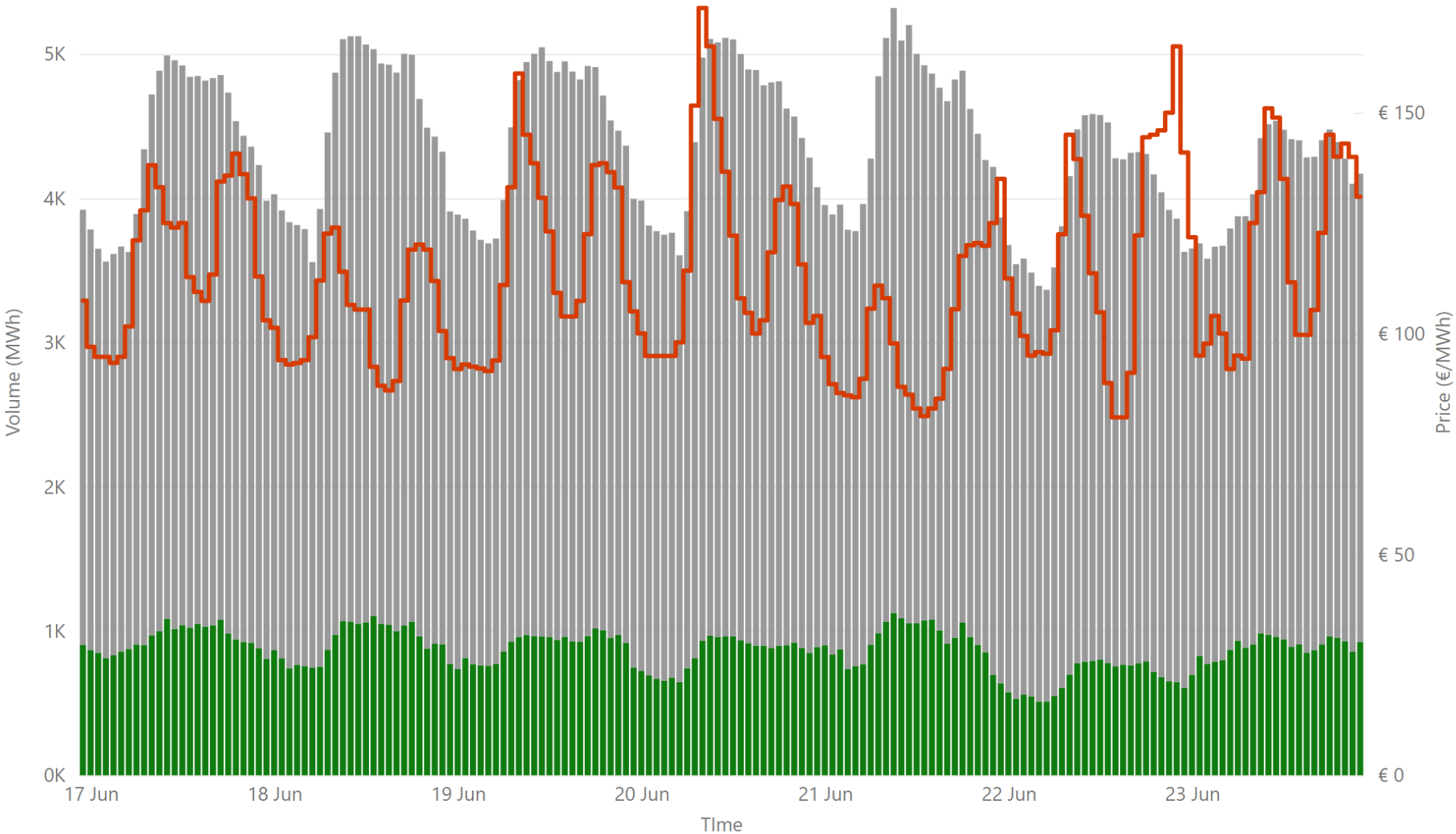
Summary Table

Date	Daily System Demand (MWh)*	Daily DAM Price (€/MWh)**	Daily Actual Wind (MWh)*	Daily Average Gas Price (p/th)***	Daily Average Coal Price (€/t)***	Daily Average Carbon Price (€/t)***
17 June 2024	103,588.50	118.38	16,030.75	81.90	109.10	66.70
18 June 2024	103,789.00	104.58	32,454.00	81.85	109.25	67.00
19 June 2024	103,487.25	118.02	11,500.50	83.55	110.75	68.81
20 June 2024	104,990.25	119.94	14,395.75	80.55	110.75	67.66
21 June 2024	104,902.00	98.54	47,181.50	80.05	108.00	66.76
22 June 2024	96,630.00	117.21	20,471.75	80.05	108.00	66.76
23 June 2024	91,837.25	120.50	7,200.50	80.05	108.00	66.76

Sources: * EirGrid ** SEMO PX *** Oil Market Journal

Weekly Day Ahead Market Summary - Week Commencing

17 June 2024



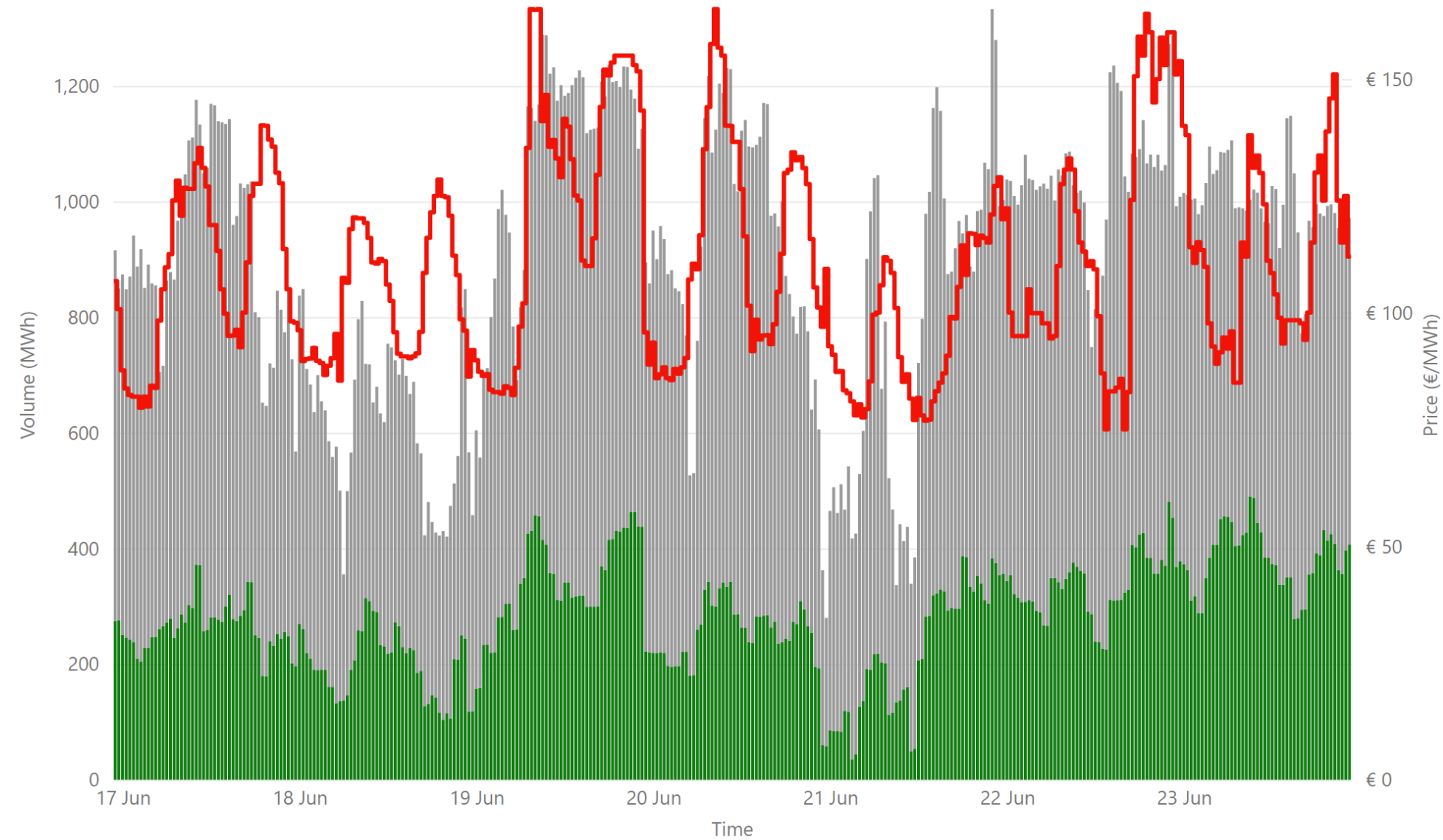
€ 113.03
 Weekly Average SEM DAM Price*
(Blank)
 Weekly Average GB EPEX PRICE*
€ 83,192,213.66
 Weekly SEM DAM Market Value*
731,687.40
 Weekly SEM DAM Volume MWh*

Sources:
 * SEMO PX
 ** EPEX
 *** Nordpool

Legend ● NI Volume* ● ROI Volume* ● SEM DAM Price* ● GB EPEX Price*

Weekly Intraday Auction 1 Summary - Week Commencing

17 June 2024



€ 110.80
Weekly Average SEM IDA1 Price*

(Blank)
Weekly Average GB IDA1 Price**

€ 34,509,615.61
Weekly SEM IDA1 Market Value*

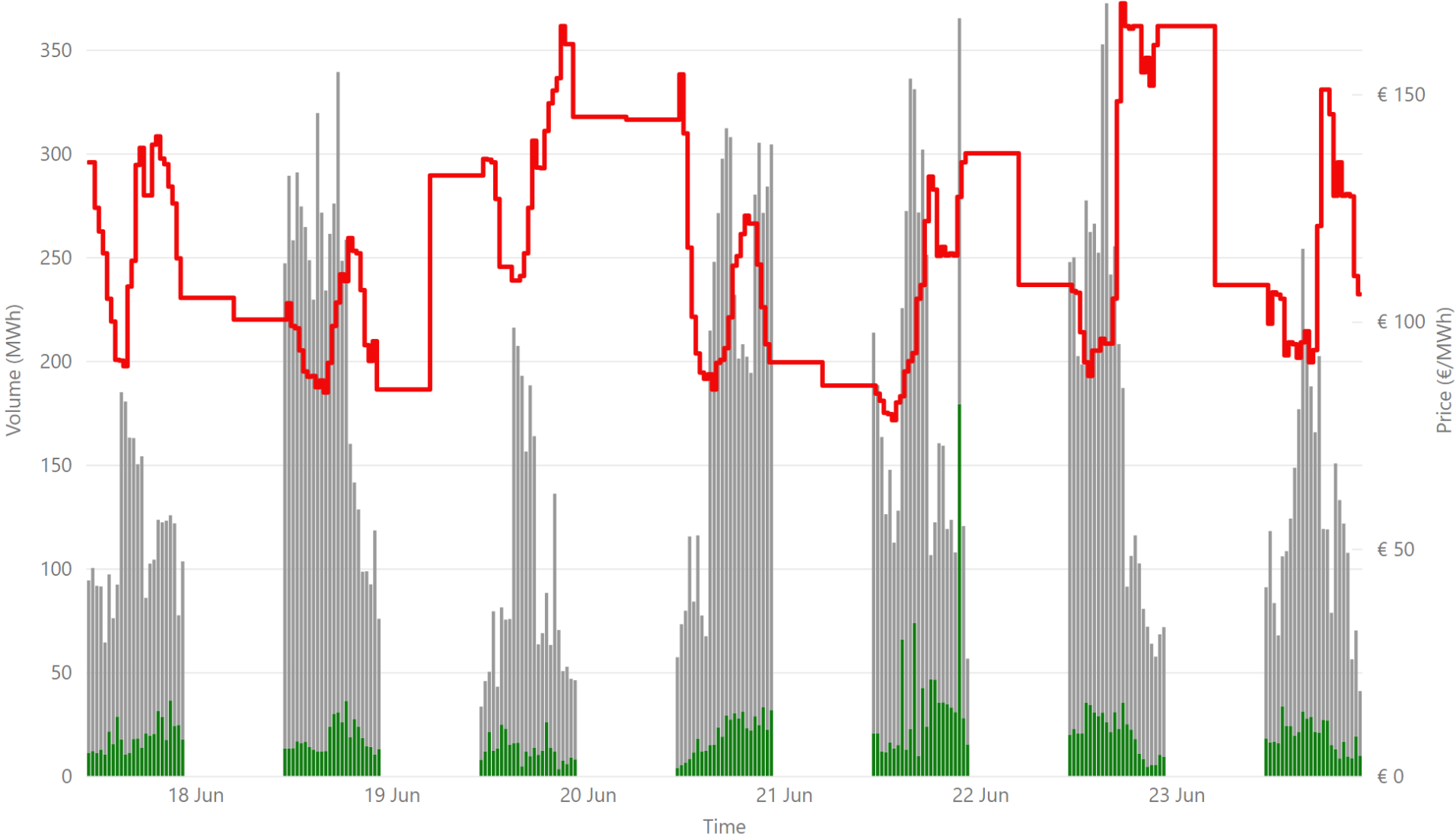
305,073.50
Weekly SEM DAM Volume MWh*

Sources:
* SEMO PX
** EPEX

Legend ● NI Volume* ● ROI Volume* ● SEM IDA1 Price* ● GB IDA1 Price**

Weekly Intraday Auction 2 Summary - Week Commencing

17 June 2024



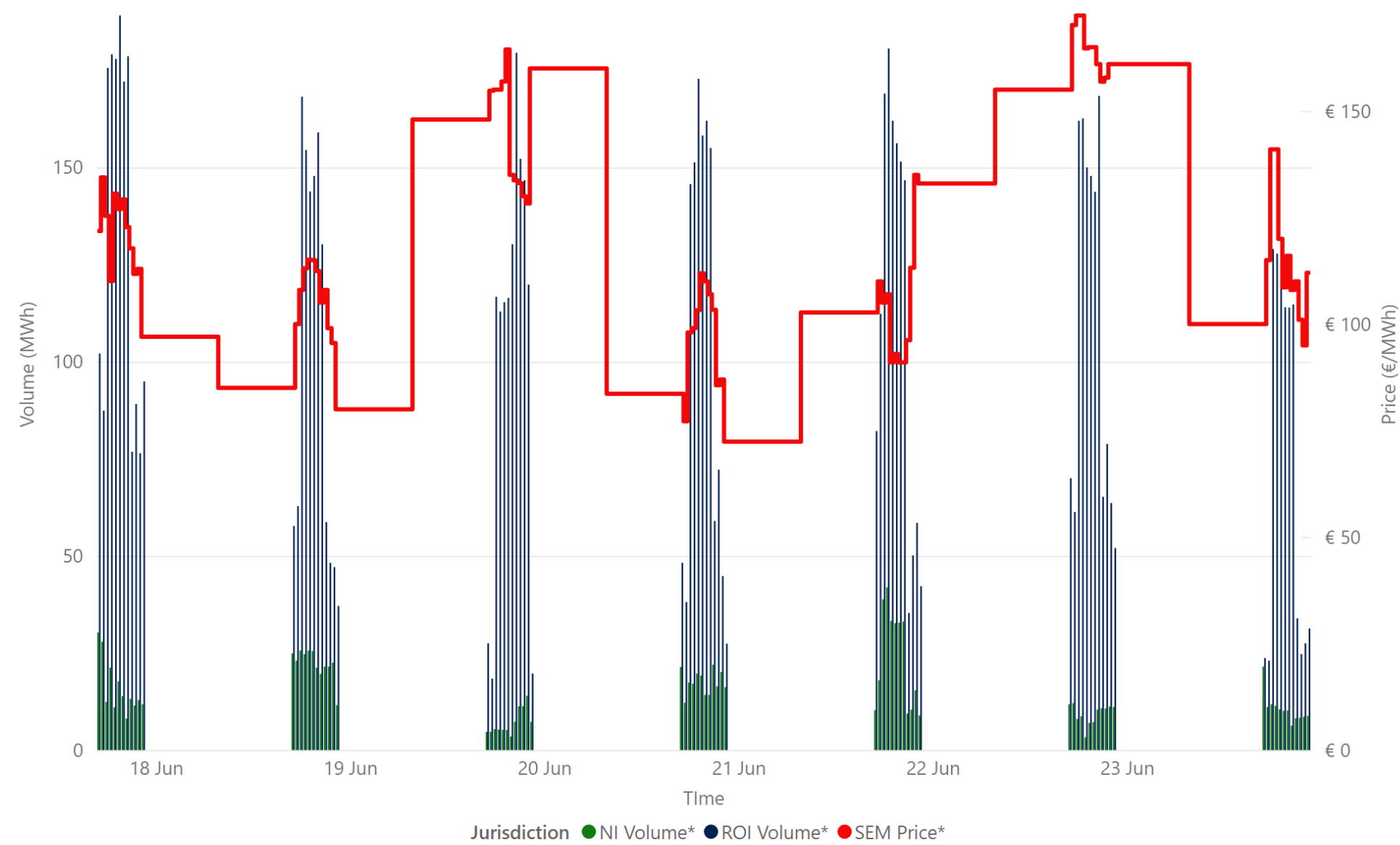
€ 115.15
 Weekly Average SEM IDA2 Price*
(Blank)
 Weekly Average GB IDA2 Price**
€ 2,942,574.34
 Weekly SEM IDA2 Market Value*
27,059.30
 Weekly SEM IDA2 Volume MWh*

Sources:
 * SEMO PX
 ** EPEX

Jurisdiction Volume ● NI Volume* ● ROI Volume* ● SEM IDA2 Price* ● GB Price**

Weekly Intraday Auction 3 Summary - Week Commencing

17 June 2024



€ 121.04
Weekly Average SEM IDA3 Price*

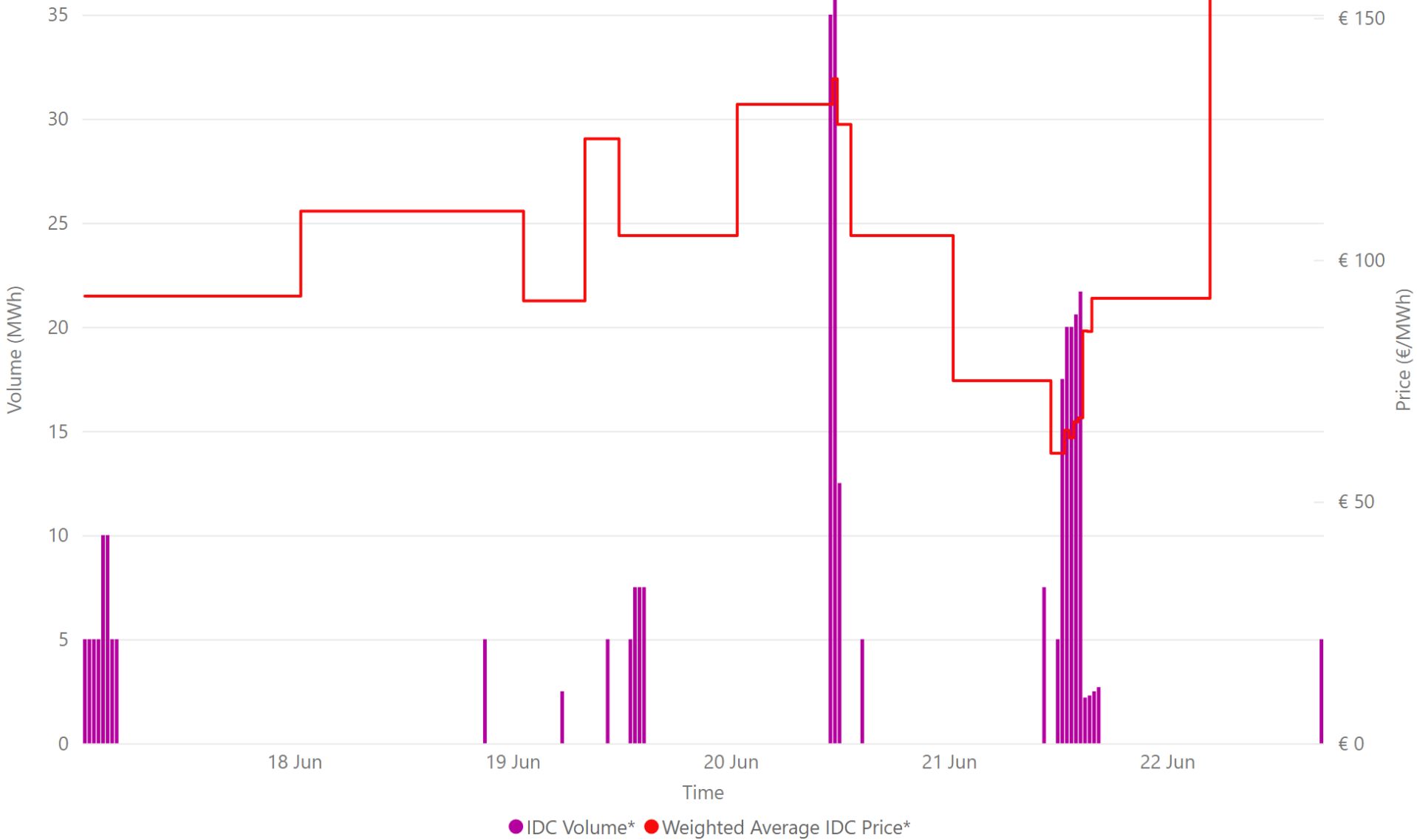
€ 1,234,999.96
Weekly SEM IDA3 Market Value*

10,143.40
Weekly SEM IDA3 Volume MWh*

Source: * SEMO PX

Weekly Intraday Continuous Summary - Week Commencing

17 June 2024



€ 95.33
Weekly SEM IDC Average Price*

€ 155.00
Weekly SEM IDC Max Price*

€ 60.00
Weekly SEM IDC Min Price*

305.50
Weekly SEM IDC Volume MWh*

Source: * SEMO PX

Weekly Balancing Market 5 Minute Summary - Week Commencing

17 June 2024

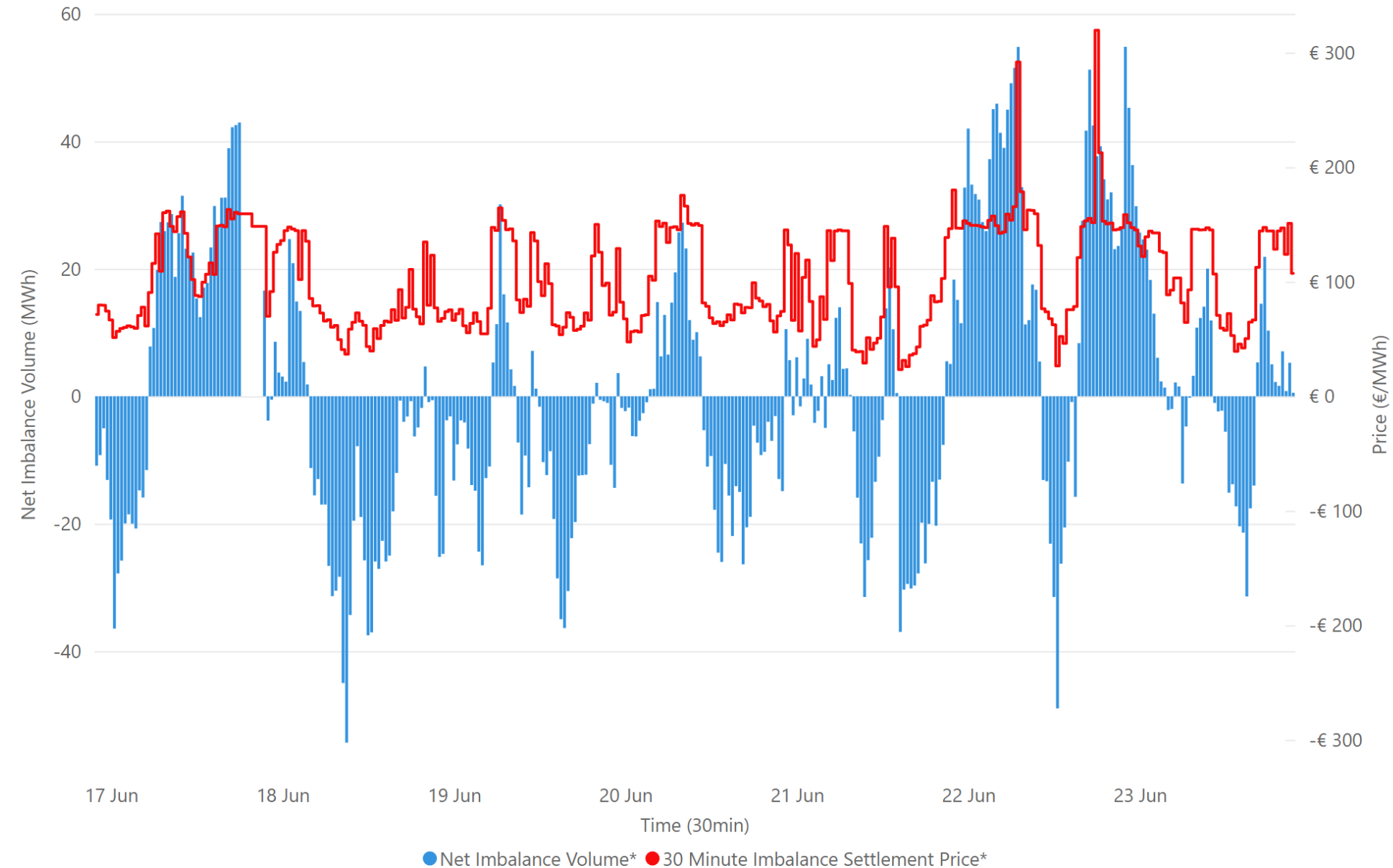


€ 102.24
Ave 5min Imbalance Price*
-€ 28.20
Min 5min Imbalance Price*
€ 494.24
Max 5min Imbalance Price*

Source: * SEMO

Weekly Balancing Market 30 Minute Summary - Week Commencing

17 June 2024

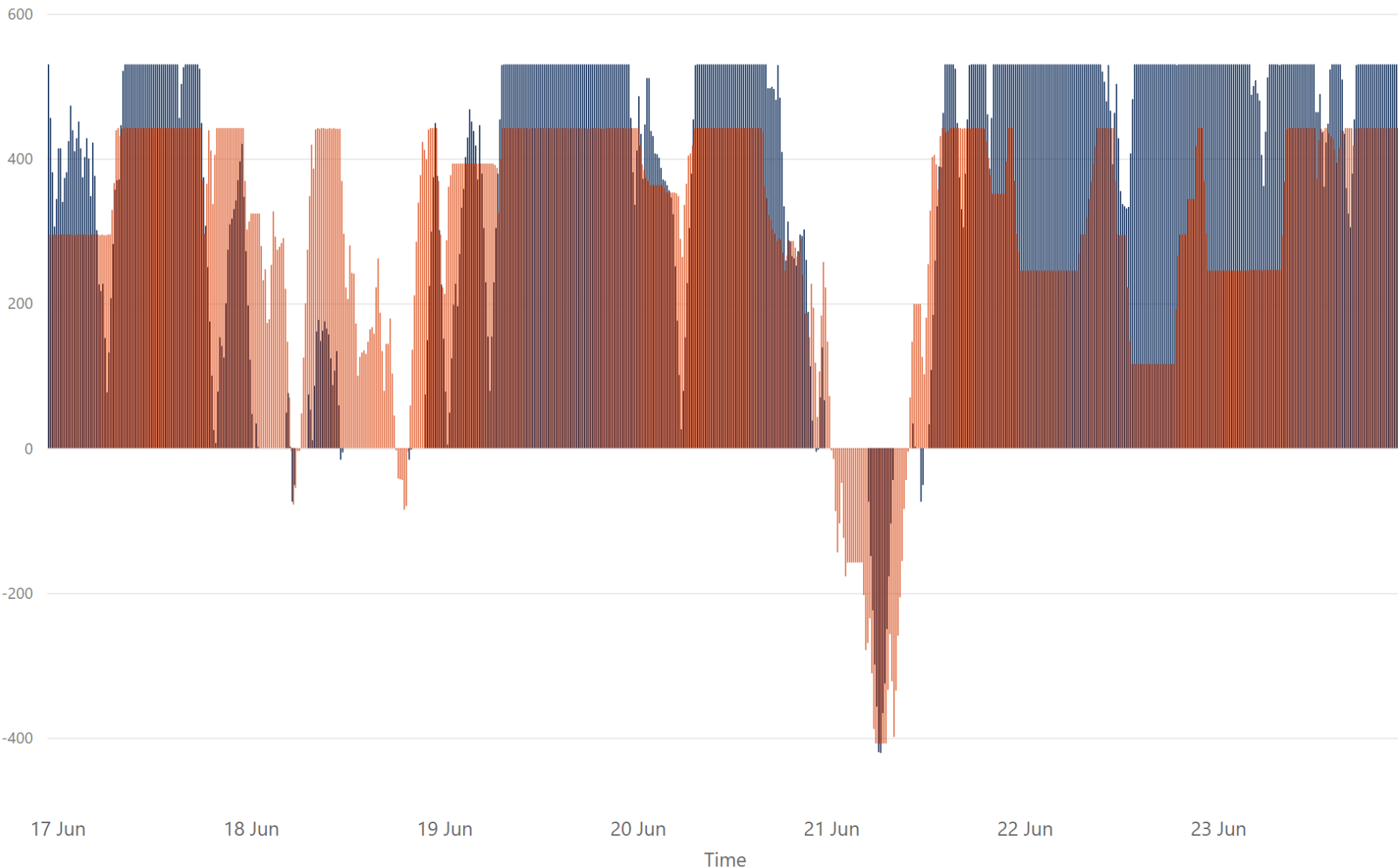


€ 102.13
Ave 30min Imbalance Price*
€ 319.54
Max 30min Imbalance Price*
€ 23.30
Min 30min Imbalance Price*
54.82
Max Net Imbalance Volume*
-54.35
Min Net Imbalance Volume*

Source: * SEMO

Weekly Interconnection Summary - Week Commencing

17 June 2024



215,327.00
Weekly MOYLE (MW) Import*

-8,947.00
Weekly MOYLE (MW) Export*

206,380.00
Weekly MOYLE (MW) NET*

241,882.00
Weekly EWIC (MW) Import*

-3,506.00
Weekly EWIC (MW) Export*

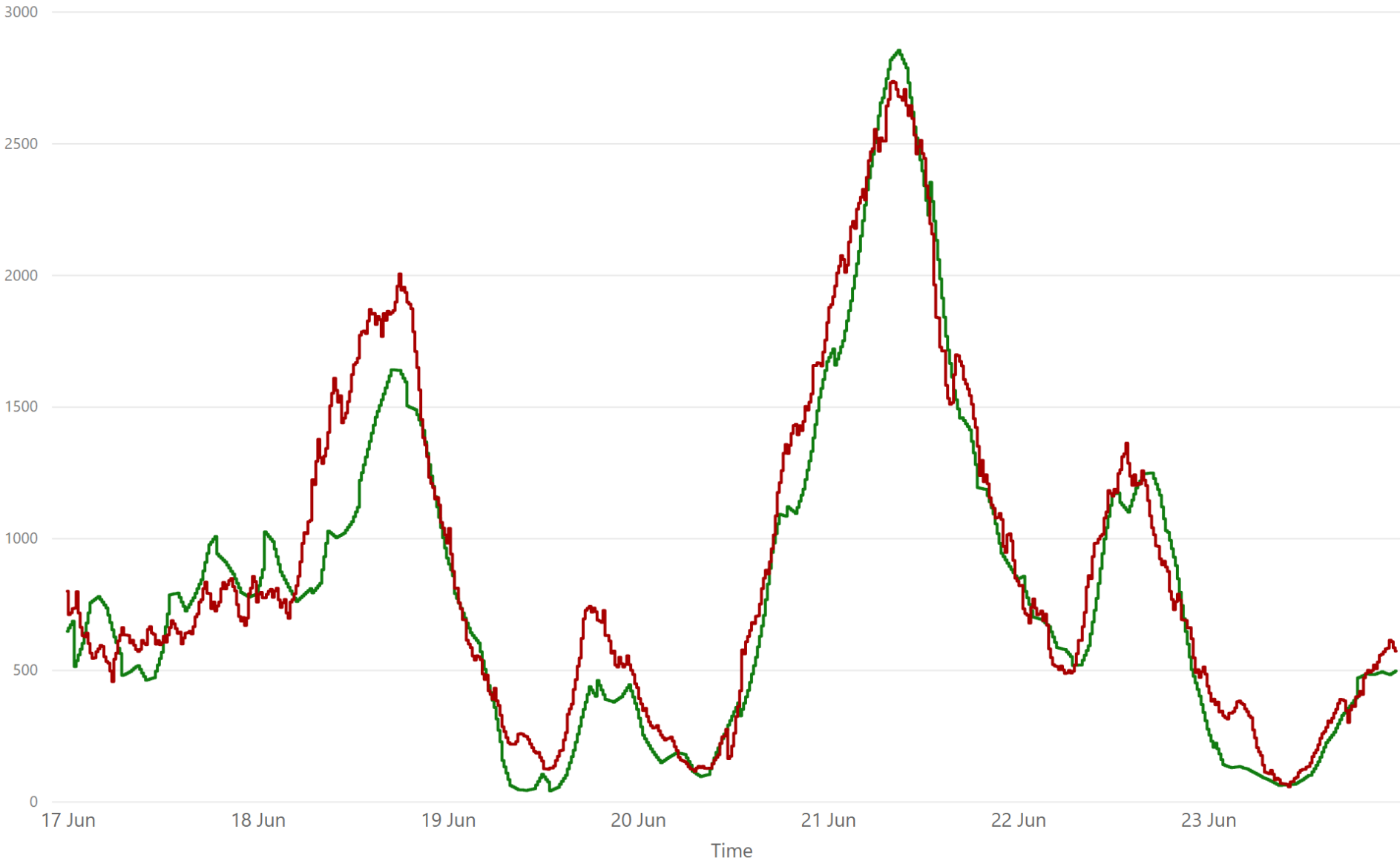
238,376.00
Weekly EWIC (MW) NET*

Sources:
* EirGrid
** SEMO, EPEX & Nordpool

● EWIC Volume (MW)* ● MOYLE Volume (MW)* ● SEM-GB Spread**

Weekly Wind Capacity Summary - Week Commencing

17 June 2024



● 15 Minute Forecast Wind (MW)* ● 15 Minute Actual Wind (MW)*

2734
Max Actual Wind (MW)*
55
Min Actual Wind (MW)*
2852
Max Forecast Wind (MW)*
40
Min Forecast Wind (MW)*

Sources:
* EirGrid